



Turning Movement Count

SRF Consulting Group

3701 Wayzata Blvd, Suite 100, Minneapolis, MN 55416

Intersection: CSAH 60 (185th Street) & Kenyon Avenue / Knollwood Circle

Date: 10/2/2024

Start Time	West 185th Street EB					W Leg Peds	West 185th Street WB				E Leg Peds	Knollwood Circle NB				S Leg Peds	Kenyon Avenue SB				N Leg Peds	15 min Veh. Total	15 min Ped Total
	U	L	T	R	U		L	T	R	U		L	T	R	U		L	T	R				
6:00	-	-	93	-	-	-	-	88	3	-	-	-	-	-	-	-	18	-	1	-	203	-	
6:15	-	-	121	-	-	-	-	128	4	-	-	-	-	-	-	-	27	-	1	-	281	-	
6:30	-	-	168	-	-	-	-	129	9	-	-	-	-	-	-	-	40	-	5	-	351	-	
6:45	-	1	195	-	-	-	-	149	7	-	-	-	-	2	-	-	52	1	4	-	411	-	
7:00	-	-	202	-	-	-	-	137	11	-	-	-	-	1	-	-	58	-	5	-	414	-	
7:15	-	-	220	-	-	-	1	185	16	-	-	-	-	1	-	-	54	-	2	-	479	-	
7:30	-	-	248	-	-	-	-	206	9	-	-	-	-	1	-	-	91	-	7	-	562	-	
7:45	-	1	235	-	-	1	-	190	16	-	-	-	-	1	-	-	59	-	4	-	507	-	
8:00	-	2	191	-	-	-	1	161	24	-	-	-	-	1	-	-	32	-	2	-	414	-	
8:15	-	2	183	-	-	-	3	124	20	-	-	-	-	-	-	-	34	-	4	-	370	-	
8:30	-	3	182	1	-	-	-	136	22	-	-	-	-	1	-	-	42	-	5	-	392	-	
8:45	1	8	165	1	-	-	1	130	21	-	-	-	1	1	-	-	36	-	3	-	368	-	
9:00	-	4	155	-	-	-	-	110	22	-	-	-	-	1	-	-	38	-	4	-	334	-	
9:15	-	3	134	-	-	1	2	125	24	-	-	-	1	-	-	-	37	-	3	-	330	-	
9:30	-	3	131	-	-	-	1	110	26	-	-	-	-	1	-	-	35	-	-	-	307	-	
9:45	-	4	143	-	-	-	1	138	16	-	-	-	-	2	-	-	32	-	-	-	336	-	
10:00	-	1	138	-	-	-	2	112	20	-	-	-	-	-	-	-	34	-	2	-	309	-	
10:15	-	2	148	1	-	-	1	116	14	-	-	1	1	-	-	-	33	1	6	-	324	-	
10:30	-	1	141	-	-	-	-	128	25	-	-	1	-	2	-	-	25	-	5	-	328	-	
10:45	-	-	129	-	-	-	-	152	26	-	-	-	1	-	-	-	32	1	2	-	343	-	
11:00	-	1	97	-	-	-	3	125	29	-	-	-	1	3	-	-	31	-	2	-	292	-	
11:15	-	1	147	-	-	-	1	128	27	-	-	1	1	2	-	-	30	-	2	2	340	2	
11:30	-	-	131	-	-	-	1	139	25	-	-	1	-	-	-	-	30	-	5	-	332	-	
11:45	-	-	127	-	-	-	-	142	29	-	-	1	-	-	-	-	23	-	1	-	323	-	
12:00	-	2	117	1	-	-	5	145	28	-	-	-	-	1	-	-	34	-	1	-	334	-	
12:15	-	1	146	-	-	-	-	146	35	-	-	1	-	1	-	-	30	-	1	-	361	-	
12:30	-	3	142	1	-	1	-	142	31	-	-	1	-	3	-	-	32	-	-	-	356	-	
12:45	-	3	139	-	-	-	1	136	37	-	-	-	-	1	-	-	25	1	3	-	346	-	
13:00	-	1	124	1	-	-	-	158	25	-	-	-	-	3	-	-	30	-	1	-	343	-	
13:15	-	4	125	-	-	-	1	154	21	-	-	-	-	1	-	-	32	-	4	-	342	-	
13:30	-	-	145	-	-	2	1	162	16	-	-	-	-	-	-	-	32	-	2	-	360	-	
13:45	-	2	143	2	-	-	-	143	43	-	-	1	-	1	-	-	27	-	1	-	363	-	
14:00	-	3	154	-	-	-	-	167	28	-	-	1	-	-	-	-	23	1	2	-	379	-	
14:15	-	-	165	1	-	-	3	165	33	-	-	-	1	1	-	-	20	-	2	-	391	-	
14:30	-	4	170	-	-	-	-	161	26	-	-	-	-	2	-	-	35	-	2	-	400	-	
14:45	-	4	163	-	1	2	-	165	49	-	-	-	-	1	-	-	23	-	2	-	409	1	
15:00	-	5	170	-	-	-	1	189	49	-	-	-	-	2	-	-	39	-	5	1	460	1	
15:15	-	4	180	-	-	1	1	231	58	-	-	-	-	1	-	-	33	-	4	-	513	-	
15:30	-	3	193	-	2	2	1	237	33	-	-	-	-	1	-	-	32	1	5	-	508	2	
15:45	-	-	221	-	-	-	1	272	48	-	-	-	-	-	-	-	42	-	-	-	584	-	
16:00	-	4	208	-	-	-	1	244	47	-	-	-	-	2	-	-	39	1	-	-	546	-	
16:15	-	6	216	-	-	-	1	271	56	-	-	-	-	2	-	-	32	-	6	-	590	-	
16:30	-	4	226	-	-	-	1	258	51	-	-	-	-	-	-	-	48	-	3	-	591	-	
16:45	-	1	227	-	-	-	1	269	59	-	-	-	1	-	-	-	39	-	2	-	599	-	
17:00	-	3	224	-	-	1	3	239	58	-	-	-	-	-	-	-	35	-	-	-	563	-	
17:15	-	6	258	1	-	2	1	239	65	-	-	-	1	-	-	-	50	-	1	4	624	4	
17:30	-	8	228	2	-	-	-	256	53	-	-	1	-	1	-	-	40	-	1	-	590	-	
17:45	-	2	192	-	-	-	1	201	51	-	-	-	-	1	-	-	53	-	1	-	502	-	
18:00	-	3	172	-	-	-	2	192	48	-	-	-	-	-	-	-	42	-	1	-	460	-	
18:15	-	2	146	-	-	-	1	158	52	-	-	-	-	2	-	-	30	-	-	-	391	-	
18:30	-	6	135	-	-	1	-	130	39	-	-	1	-	-	-	-	39	-	2	2	353	2	
18:45	-	-	109	-	-	-	2	120	54	-	-	-	-	1	-	-	33	-	1	-	320	-	
Total	1	121	8,662	12	3	14	47	8,638	1,638	-	-	11	9	48	-	-	1,892	7	128	9	21,228	12	
Trucks	-	2%	3%	-	-	-	6%	3%	2%	-	-	18%	33%	4%	-	-	2%	43%	5%	-	3%	-	



Turning Movement Count

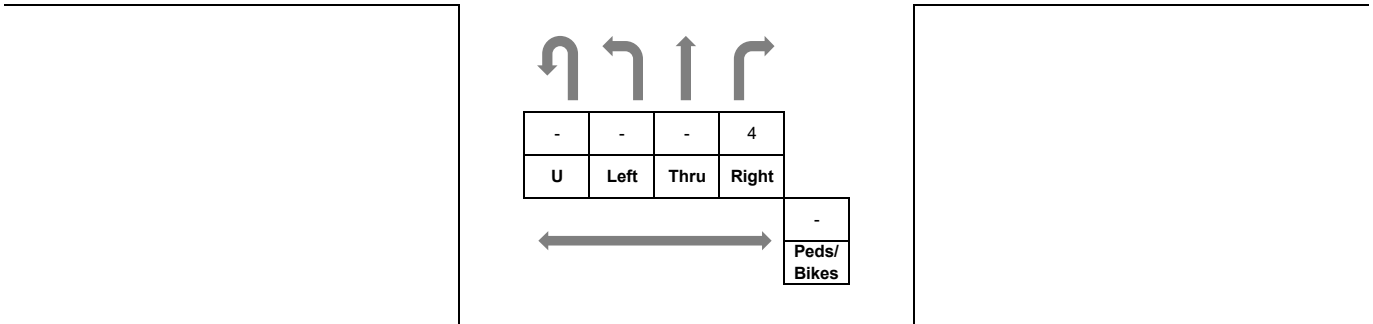
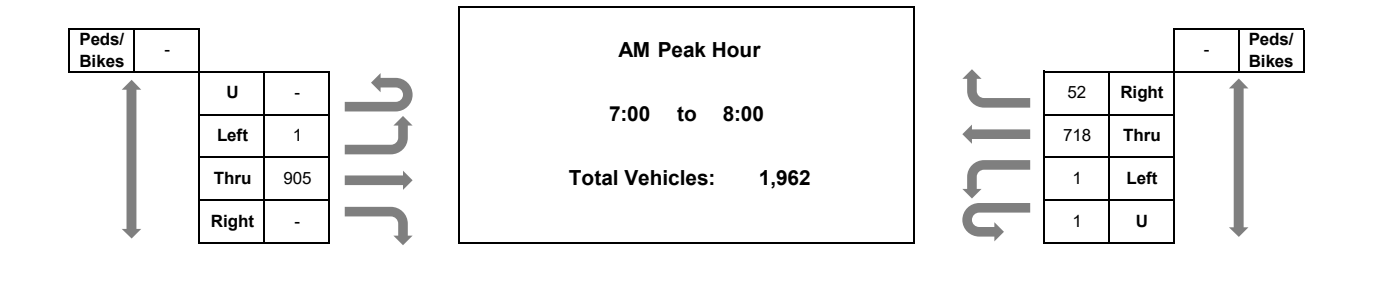
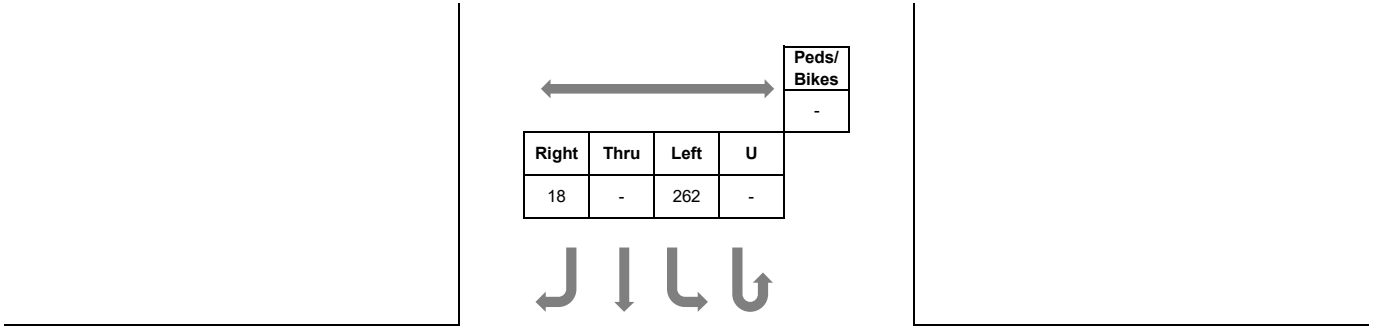
SRF Consulting Group

3701 Wayzata Blvd, Suite 100, Minneapolis, MN 55416

Intersection: CSAH 60 (185th Street) & Kenyon Avenue / Knollwood Circle

Date: 10/2/2024

Start Time	West 185th Street EB					West 185th Street WB					Knollwood Circle NB					Kenyon Avenue SB					15 min Veh. Total	15 min Ped Total	
	U	L	T	R	W Leg Peds	U	L	T	R	E Leg Peds	U	L	T	R	S Leg Peds	U	L	T	R	N Leg Peds			
7:00	-	-	202	-	-	-	-	137	11	-	-	-	-	1	-	-	-	58	-	5	-	414	-
7:15	-	-	220	-	-	-	1	185	16	-	-	-	-	1	-	-	-	54	-	2	-	479	-
7:30	-	-	248	-	-	-	-	206	9	-	-	-	-	1	-	-	-	91	-	7	-	562	-
7:45	-	1	235	-	-	1	-	190	16	-	-	-	-	1	-	-	-	59	-	4	-	507	-
Total	-	1	905	-	-	1	1	718	52	-	-	-	-	4	-	-	-	262	-	18	-	1,962	-
PHF	-	0.25	0.91	-	-	0.25	0.25	0.87	0.81	-	-	-	-	1.00	-	-	-	0.72	-	0.64	-	0.87	-
Trucks	-	-	2%	-	-	-	-	5%	4%	-	-	-	-	-	-	-	-	2%	-	-	-	3%	-





Turning Movement Count

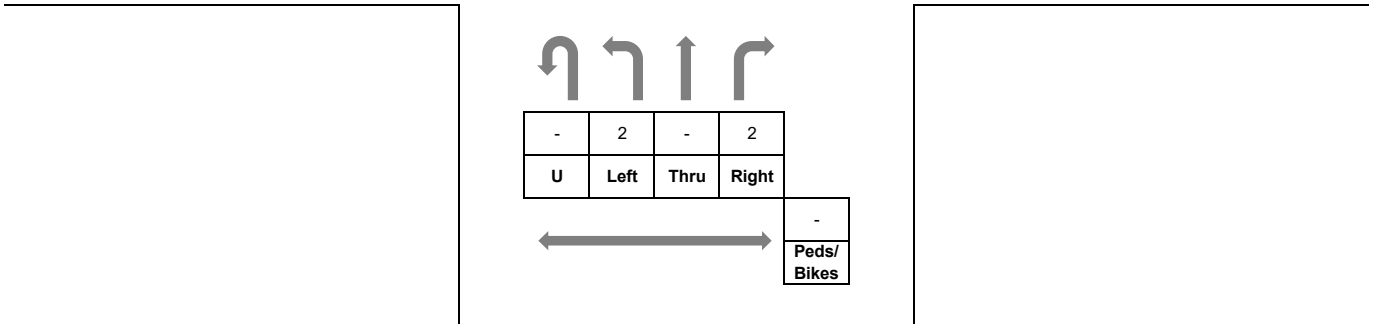
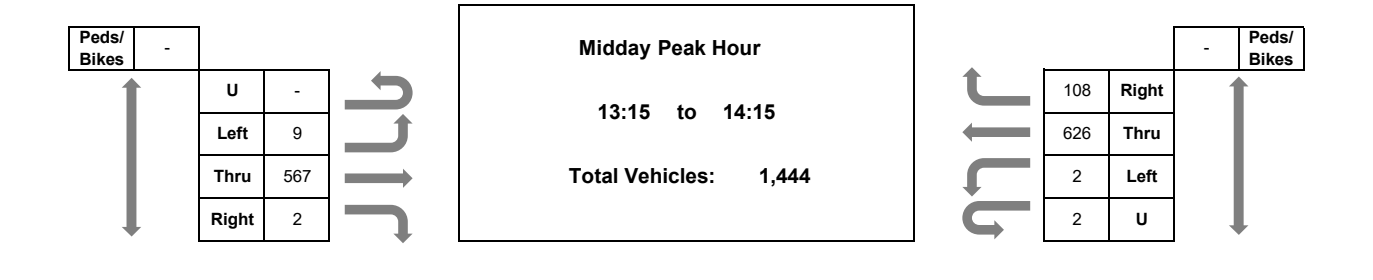
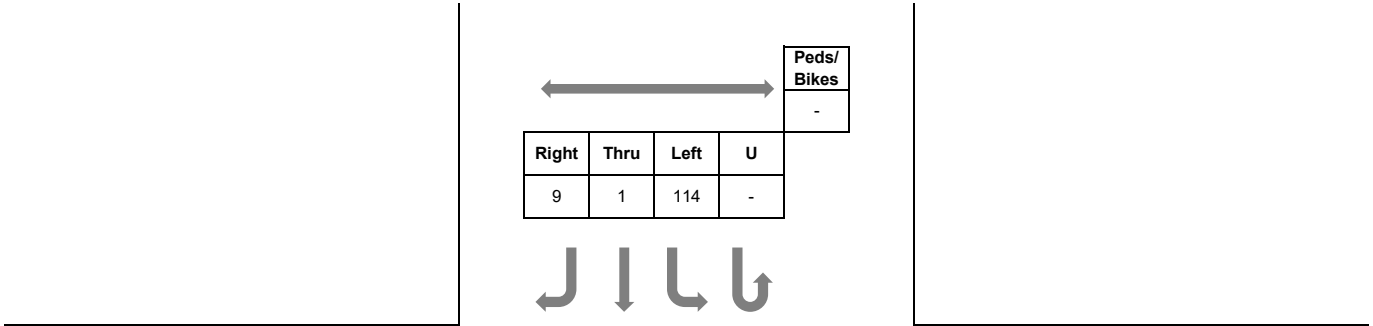
SRF Consulting Group

3701 Wayzata Blvd, Suite 100, Minneapolis, MN 55416

Intersection: CSAH 60 (185th Street) & Kenyon Avenue / Knollwood Circle

Date: 10/2/2024

Start Time	West 185th Street EB					W Leg Peds	West 185th Street WB				E Leg Peds	Knollwood Circle NB				S Leg Peds	Kenyon Avenue SB				N Leg Peds	15 min Veh. Total	15 min Ped Total
	U	L	T	R	U		L	T	R	U		L	T	R	U		L	T	R				
13:15	-	4	125	-	-	-	-	1	154	21	-	-	-	-	1	-	-	32	-	4	-	342	-
13:30	-	-	145	-	-	2	1	162	16	-	-	-	-	-	-	-	-	32	-	2	-	360	-
13:45	-	2	143	2	-	-	-	143	43	-	-	1	-	1	-	-	-	27	-	1	-	363	-
14:00	-	3	154	-	-	-	-	167	28	-	-	1	-	-	-	-	-	23	1	2	-	379	-
Total	-	9	567	2	-	2	2	626	108	-	-	2	-	2	-	-	-	114	1	9	-	1,444	-
PHF	-	0.56	0.92	0.25	-	0.25	0.50	0.94	0.63	-	-	0.50	-	0.50	-	-	-	0.89	0.25	0.56	-	0.95	-
Trucks	-	-	2%	-	-	-	-	2%	-	-	-	-	-	-	-	-	-	1%	-	-	-	2%	-





Turning Movement Count

SRF Consulting Group

3701 Wayzata Blvd, Suite 100, Minneapolis, MN 55416

Intersection: CSAH 60 (185th Street) & Kenyon Avenue / Knollwood Circle

Date: 10/2/2024

Start Time	West 185th Street EB					W Leg Peds	West 185th Street WB				E Leg Peds	Knollwood Circle NB				S Leg Peds	Kenyon Avenue SB				N Leg Peds	15 min Veh. Total	15 min Ped Total
	U	L	T	R	U		L	T	R	U		L	T	R	U		L	T	R				
16:30	-	4	226	-	-	-	1	258	51	-	-	-	-	-	-	-	48	-	3	-	591	-	
16:45	-	1	227	-	-	-	1	269	59	-	-	-	1	-	-	-	39	-	2	-	599	-	
17:00	-	3	224	-	-	1	3	239	58	-	-	-	-	-	-	-	35	-	-	-	563	-	
17:15	-	6	258	1	-	2	1	239	65	-	-	-	1	-	-	-	50	-	1	4	624	4	
Total	-	14	935	1	-	3	6	1,005	233	-	-	-	2	-	-	-	172	-	6	4	2,377	4	
PHF	-	0.58	0.91	0.25	-	0.38	0.50	0.93	0.90	-	-	-	0.50	-	-	-	0.86	-	0.50	-	0.95	-	
Trucks	-	-	2%	-	-	-	-	1%	-	-	-	-	-	-	-	-	-	-	-	-	1%	-	

