



# Turning Movement Count

SRF Consulting Group

3701 Wayzata Blvd, Suite 100, Minneapolis, MN 55416

Intersection: I-35 & CSAH 50 (Kenwood Trail) East Ramp

Date: 10/2/2024

Start Time	I-35 Off-Ramp EB					W Leg Peds	-				E Leg Peds	CSAH 50 NB				S Leg Peds	CSAH 50 SB				N Leg Peds	15 min Veh. Total	15 min Ped Total
	U	L	T	R	U		L	T	R	U		L	T	R	U		L	T	R				
6:00	-	5	-	8	-	-	-	-	-	-	-	-	36	118	-	-	4	40	-	-	211	-	
6:15	-	24	-	8	1	-	-	-	-	-	-	-	42	195	-	-	9	46	-	-	324	1	
6:30	-	21	-	18	-	-	-	-	-	-	-	-	56	236	-	-	16	89	-	-	436	-	
6:45	-	20	-	22	1	-	-	-	-	-	-	-	88	243	-	-	12	120	-	-	505	1	
7:00	-	19	-	23	1	-	-	-	-	-	-	-	64	298	-	1	14	133	-	-	552	1	
7:15	-	15	-	13	-	-	-	-	-	-	-	-	98	309	-	-	9	107	-	-	551	-	
7:30	-	20	-	14	-	-	-	-	-	-	-	-	122	334	-	-	13	140	-	-	643	-	
7:45	-	29	-	16	-	-	-	-	-	-	-	-	132	304	-	-	14	162	-	-	657	-	
8:00	-	34	-	25	-	-	-	-	-	-	-	-	99	263	-	-	11	137	-	-	569	-	
8:15	-	35	-	28	-	-	-	-	-	-	-	-	109	240	-	1	14	113	-	-	540	-	
8:30	-	24	-	27	-	-	-	-	-	-	-	-	62	192	-	-	10	143	-	-	458	-	
8:45	-	36	-	36	-	-	-	-	-	-	1	-	80	197	-	-	19	135	-	-	504	-	
9:00	-	25	-	29	-	-	-	-	-	-	-	-	70	156	-	-	15	129	-	-	424	-	
9:15	-	21	-	24	1	-	-	-	-	-	-	-	62	211	-	-	18	143	-	-	479	1	
9:30	-	16	-	19	-	-	-	-	-	-	-	-	74	173	-	-	16	131	-	-	429	-	
9:45	-	35	1	36	-	-	-	-	-	-	-	-	65	149	-	-	15	133	-	-	434	-	
10:00	-	10	-	27	1	-	-	-	-	-	-	-	80	133	-	-	12	141	-	-	403	1	
10:15	-	21	-	23	-	-	-	-	-	-	-	-	70	143	-	-	13	114	-	-	384	-	
10:30	-	22	-	28	-	-	-	-	-	-	-	-	69	134	-	-	13	135	-	-	401	-	
10:45	-	23	1	36	1	-	-	-	-	-	-	-	83	128	-	-	13	155	-	-	439	1	
11:00	-	24	-	27	-	-	-	-	-	-	-	-	79	128	-	-	13	125	-	-	396	-	
11:15	-	30	1	36	1	-	-	-	-	-	-	-	76	148	-	-	17	156	-	-	464	1	
11:30	-	16	-	39	-	-	-	-	-	-	-	-	84	140	-	-	19	166	-	-	464	-	
11:45	-	29	1	41	-	-	-	-	-	-	-	-	84	117	-	-	20	182	-	-	474	-	
12:00	-	16	-	39	-	-	-	-	-	-	-	-	114	137	-	1	10	157	-	-	474	-	
12:15	-	22	-	26	-	-	-	-	-	-	-	-	103	118	-	-	17	197	-	-	483	-	
12:30	-	14	1	37	-	-	-	-	-	-	-	-	96	107	-	-	14	181	-	-	450	-	
12:45	-	19	1	38	-	-	-	-	-	-	-	-	86	127	-	-	8	173	-	-	452	-	
13:00	-	25	-	25	-	-	-	-	-	-	-	-	90	107	-	-	24	173	-	-	444	-	
13:15	-	31	1	29	-	-	-	-	-	-	-	-	82	118	-	-	15	191	-	-	467	-	
13:30	-	17	-	26	-	-	-	-	-	-	-	-	85	109	-	-	16	202	-	-	455	-	
13:45	-	20	-	39	-	-	-	-	-	-	-	-	89	119	-	-	13	245	-	-	525	-	
14:00	-	22	-	26	-	-	-	-	-	-	-	-	98	124	-	-	13	189	-	-	472	-	
14:15	-	22	-	33	-	-	-	-	-	-	-	-	94	139	-	-	22	238	-	-	548	-	
14:30	-	24	-	34	1	-	-	-	-	-	-	-	109	177	-	-	13	241	-	-	598	1	
14:45	-	34	1	40	-	-	-	-	-	-	-	-	126	124	-	-	12	241	-	-	578	-	
15:00	-	22	-	31	1	-	-	-	-	-	-	-	127	176	-	-	15	223	-	-	594	1	
15:15	-	32	-	35	1	-	-	-	-	-	-	-	114	149	-	1	23	278	-	-	632	1	
15:30	-	22	-	30	1	-	-	-	-	-	-	-	129	154	-	-	22	252	-	-	609	1	
15:45	-	26	-	38	-	-	-	-	-	-	-	-	115	142	-	-	19	319	-	-	659	-	
16:00	-	25	-	24	-	-	-	-	-	-	-	-	122	176	-	-	14	315	-	-	676	-	
16:15	-	30	-	43	1	-	-	-	-	-	-	-	121	186	-	-	16	279	-	-	675	1	
16:30	-	38	-	35	1	-	-	-	-	-	-	-	125	158	-	-	26	317	-	-	699	1	
16:45	-	28	1	58	1	-	-	-	-	-	-	-	140	133	-	-	16	295	-	-	671	1	
17:00	-	32	-	34	-	-	-	-	-	-	-	-	130	180	-	-	12	330	-	-	718	-	
17:15	-	23	-	45	1	-	-	-	-	-	-	-	124	156	1	1	10	359	-	-	718	2	
17:30	-	24	-	48	2	-	-	-	-	-	-	-	126	158	2	-	12	311	-	-	679	4	
17:45	-	27	-	49	-	-	-	-	-	-	-	-	120	144	-	-	10	274	-	-	624	-	
18:00	-	32	1	34	-	-	-	-	-	-	-	-	122	173	-	-	12	239	-	-	613	-	
18:15	-	39	-	30	1	-	-	-	-	-	-	-	111	146	-	-	12	224	-	-	562	1	
18:30	-	26	-	38	-	-	-	-	-	-	-	-	99	113	-	-	12	190	-	-	478	-	
18:45	-	24	1	28	2	-	-	-	-	-	1	-	92	116	-	-	6	192	-	-	460	2	
<b>Total</b>	-	<b>1,270</b>	<b>11</b>	<b>1,595</b>	<b>20</b>	-	-	-	-	-	<b>2</b>	-	<b>4,973</b>	<b>8,655</b>	<b>3</b>	<b>5</b>	<b>743</b>	<b>9,900</b>	-	-	<b>27,154</b>	<b>23</b>	
<b>Trucks</b>	-	<b>3%</b>	<b>9%</b>	<b>1%</b>		-	-	-	-	-	-	-	<b>2%</b>	<b>2%</b>			<b>3%</b>	<b>2%</b>	-	-	<b>2%</b>		

# Turning Movement Count

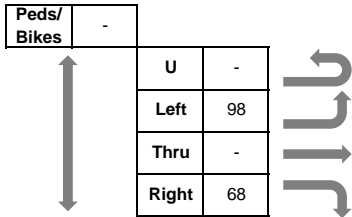
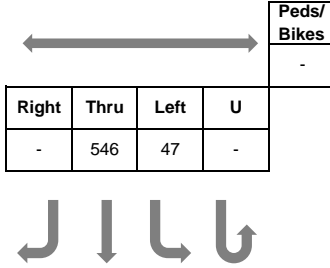
SRF Consulting Group

3701 Wayzata Blvd, Suite 100, Minneapolis, MN 55416

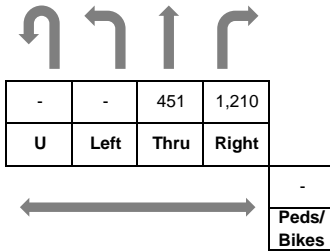
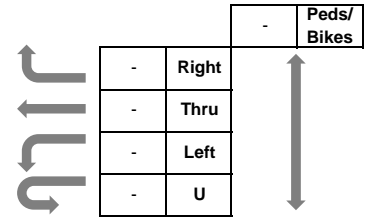
Intersection: I-35 & CSAH 50 (Kenwood Trail) East Ramp

Date: 10/2/2024

Start Time	I-35 Off-Ramp EB					W Leg Peds	-					E Leg Peds	CSAH 50 NB				S Leg Peds	CSAH 50 SB				N Leg Peds	15 min Veh. Total	15 min Ped Total
	U	L	T	R	U		L	T	R	U	L		T	R	U	L		T	R					
7:15	-	15	-	13	-	-	-	-	-	-	-	-	-	98	309	-	-	9	107	-	-	551	-	
7:30	-	20	-	14	-	-	-	-	-	-	-	-	-	122	334	-	-	13	140	-	-	643	-	
7:45	-	29	-	16	-	-	-	-	-	-	-	-	-	132	304	-	-	14	162	-	-	657	-	
8:00	-	34	-	25	-	-	-	-	-	-	-	-	-	99	263	-	-	11	137	-	-	569	-	
<b>Total</b>	-	<b>98</b>	-	<b>68</b>	-	-	-	-	-	-	-	-	-	<b>451</b>	<b>1,210</b>	-	-	<b>47</b>	<b>546</b>	-	-	<b>2,420</b>	-	
<b>PHF</b>	-	0.72	-	0.68	-	-	-	-	-	-	-	-	-	0.85	0.91	-	-	0.84	0.84	-	-	0.92	-	
<b>Trucks</b>	-	2%	-	1%	-	-	-	-	-	-	-	-	-	2%	2%	-	-	4%	2%	-	-	2%	-	



**AM Peak Hour**  
7:15 to 8:15  
**Total Vehicles: 2,420**





# Turning Movement Count

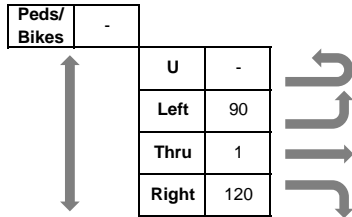
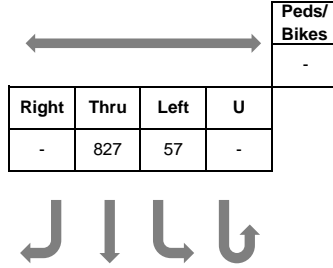
SRF Consulting Group

3701 Wayzata Blvd, Suite 100, Minneapolis, MN 55416

Intersection: I-35 & CSAH 50 (Kenwood Trail) East Ramp

Date: 10/2/2024

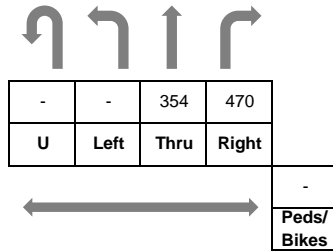
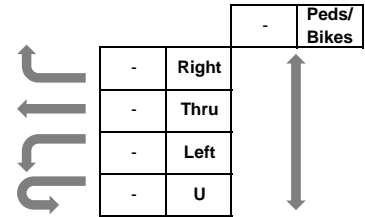
Start Time	I-35 Off-Ramp EB					W Leg Peds	-					E Leg Peds	CSAH 50 NB				S Leg Peds	CSAH 50 SB				N Leg Peds	15 min Veh. Total	15 min Ped Total
	U	L	T	R	U		L	T	R	U	L		T	R	U	L		T	R					
13:15	-	31	1	29	-	-	-	-	-	-	-	-	-	82	118	-	-	15	191	-	-	467	-	
13:30	-	17	-	26	-	-	-	-	-	-	-	-	-	85	109	-	-	16	202	-	-	455	-	
13:45	-	20	-	39	-	-	-	-	-	-	-	-	-	89	119	-	-	13	245	-	-	525	-	
14:00	-	22	-	26	-	-	-	-	-	-	-	-	-	98	124	-	-	13	189	-	-	472	-	
<b>Total</b>	-	<b>90</b>	<b>1</b>	<b>120</b>	-	-	-	-	-	-	-	-	-	<b>354</b>	<b>470</b>	-	-	<b>57</b>	<b>827</b>	-	-	<b>1,919</b>	-	
<b>PHF</b>	-	0.73	0.25	0.77	-	-	-	-	-	-	-	-	-	0.90	0.95	-	-	0.89	0.84	-	-	0.91	-	
<b>Trucks</b>	-	1%	-	2%	-	-	-	-	-	-	-	-	-	2%	3%	-	-	2%	2%	-	-	2%	-	



**Midday Peak Hour**

13:15 to 14:15

**Total Vehicles: 1,919**



# Turning Movement Count

SRF Consulting Group

3701 Wayzata Blvd, Suite 100, Minneapolis, MN 55416

Intersection: I-35 & CSAH 50 (Kenwood Trail) East Ramp

Date: 10/2/2024

Start Time	I-35 Off-Ramp EB					W Leg Peds	-				E Leg Peds	CSAH 50 NB				S Leg Peds	CSAH 50 SB				N Leg Peds	15 min Veh. Total	15 min Ped Total
	U	L	T	R	U		L	T	R	U		L	T	R	U		L	T	R				
16:30	-	38	-	35	1	-	-	-	-	-	-	-	125	158	-	-	26	317	-	-	699	1	
16:45	-	28	1	58	1	-	-	-	-	-	-	-	140	133	-	-	16	295	-	-	671	1	
17:00	-	32	-	34	-	-	-	-	-	-	-	-	130	180	-	-	12	330	-	-	718	-	
17:15	-	23	-	45	1	-	-	-	-	-	-	-	124	156	1	1	10	359	-	-	718	2	
<b>Total</b>	-	<b>121</b>	<b>1</b>	<b>172</b>	<b>3</b>	-	-	-	-	-	-	-	<b>519</b>	<b>627</b>	<b>1</b>	<b>1</b>	<b>64</b>	<b>1,301</b>	-	-	<b>2,806</b>	<b>4</b>	
<b>PHF</b>	-	<b>0.80</b>	<b>0.25</b>	<b>0.74</b>		-	-	-	-	-	-	-	<b>0.93</b>	<b>0.87</b>			<b>0.25</b>	<b>0.62</b>	<b>0.91</b>	-		<b>0.98</b>	
<b>Trucks</b>	-	<b>3%</b>	-	-		-	-	-	-	-	-	-	<b>0%</b>	<b>0%</b>			-	<b>5%</b>	<b>0%</b>	-		<b>1%</b>	

