





# Turning Movement Count

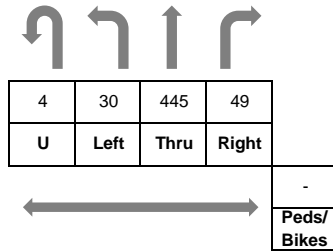
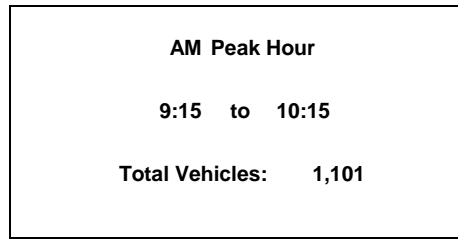
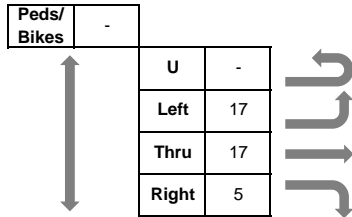
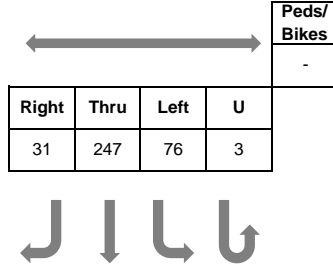
SRF Consulting Group

3701 Wayzata Blvd, Suite 100, Minneapolis, MN 55416

Intersection: CSAH 50 (Kenwood Trail) & Kenrick Avenue

Date: 11/10/2024

Start Time	Kenrick Avenue EB					W Leg Peds	Kenrick Avenue WB				E Leg Peds	CSAH 50 NB				S Leg Peds	CSAH 50 SB				N Leg Peds	15 min Veh. Total	15 min Ped Total
	U	L	T	R	U		L	T	R	U		L	T	R	U		L	T	R				
9:15	-	3	1	1	-	-	17	13	15	-	1	11	89	12	-	-	14	53	8	-	238	-	
9:30	-	7	5	1	-	-	14	4	19	-	-	7	114	13	-	1	16	48	5	-	254	-	
9:45	-	2	3	1	-	-	12	7	22	-	1	8	115	8	-	2	20	77	10	-	289	-	
10:00	-	5	8	2	-	-	25	8	20	-	2	4	127	16	-	-	26	69	8	-	320	-	
<b>Total</b>	-	17	17	5	-	-	68	32	76	-	4	30	445	49	-	3	76	247	31	-	1,101	-	
<b>PHF</b>	-	0.61	0.53	0.63	-	-	0.25	0.68	0.62	0.86	-	0.50	0.68	0.88	0.77	-	0.38	0.73	0.80	0.78	-	0.86	-
<b>Trucks</b>	-	-	-	-	-	-	-	-	-	-	-	-	0%	-	-	-	-	-	1%	-	-	0%	-



# Turning Movement Count

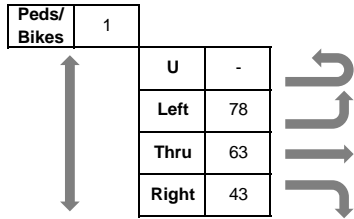
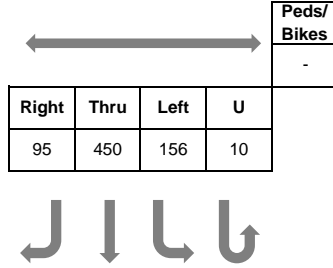
SRF Consulting Group

3701 Wayzata Blvd, Suite 100, Minneapolis, MN 55416

Intersection: CSAH 50 (Kenwood Trail) & Kenrick Avenue

Date: 11/10/2024

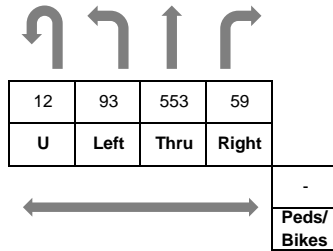
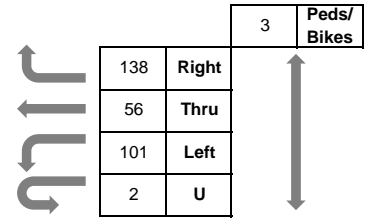
Start Time	Kenrick Avenue EB					W Leg Peds	Kenrick Avenue WB				E Leg Peds	CSAH 50 NB				S Leg Peds	CSAH 50 SB				N Leg Peds	15 min Veh. Total	15 min Ped Total
	U	L	T	R	U		L	T	R	U		L	T	R	U		L	T	R				
11:45	-	12	15	10	-	1	25	15	32	-	3	29	142	18	-	1	36	123	23	-	485	-	
12:00	-	23	20	9	1	1	29	21	40	2	4	21	153	14	-	2	33	101	24	-	495	3	
12:15	-	14	13	14	-	-	30	10	34	-	4	26	145	20	-	3	41	132	31	-	517	-	
12:30	-	29	15	10	-	-	17	10	32	1	1	17	113	7	-	4	46	94	17	-	412	1	
<b>Total</b>	-	<b>78</b>	<b>63</b>	<b>43</b>	<b>1</b>	<b>2</b>	<b>101</b>	<b>56</b>	<b>138</b>	<b>3</b>	<b>12</b>	<b>93</b>	<b>553</b>	<b>59</b>	<b>-</b>	<b>10</b>	<b>156</b>	<b>450</b>	<b>95</b>	<b>-</b>	<b>1,909</b>	<b>4</b>	
<b>PHF</b>	-	<b>0.67</b>	<b>0.79</b>	<b>0.77</b>		<b>0.50</b>	<b>0.84</b>	<b>0.67</b>	<b>0.86</b>		<b>0.75</b>	<b>0.80</b>	<b>0.90</b>	<b>0.74</b>		<b>0.63</b>	<b>0.85</b>	<b>0.85</b>	<b>0.77</b>		<b>0.92</b>		
<b>Trucks</b>	-	-	2%	-		-	-	-	1%		-	1%	0%	-		-	-	-	-		0%		



**Midday Peak Hour**

11:45 to 12:45

**Total Vehicles: 1,909**





# Turning Movement Count

SRF Consulting Group

3701 Wayzata Blvd, Suite 100, Minneapolis, MN 55416

Intersection: CSAH 50 (Kenwood Trail) & Kenrick Avenue

Date: 11/10/2024

Start Time	Kenrick Avenue EB					W Leg Peds	Kenrick Avenue WB				E Leg Peds	CSAH 50 NB				S Leg Peds	CSAH 50 SB				N Leg Peds	15 min Veh. Total	15 min Ped Total
	U	L	T	R	U		L	T	R	U		L	T	R	U		L	T	R				
15:30	-	9	20	12	-	-	-	25	19	35	-	2	15	151	21	-	-	29	135	14	-	487	-
15:45	-	11	16	10	-	1	29	11	25	-	6	16	131	15	-	1	35	130	15	-	452	-	
16:00	-	20	6	11	-	-	19	8	24	-	3	14	125	14	1	1	32	115	20	-	412	1	
16:15	-	21	14	7	-	1	36	7	26	-	1	10	129	20	-	-	36	101	16	-	425	-	
<b>Total</b>	-	<b>61</b>	<b>56</b>	<b>40</b>	-	<b>2</b>	<b>109</b>	<b>45</b>	<b>110</b>	-	<b>12</b>	<b>55</b>	<b>536</b>	<b>70</b>	<b>1</b>	<b>2</b>	<b>132</b>	<b>481</b>	<b>65</b>	-	<b>1,776</b>	<b>1</b>	
<b>PHF</b>	-	0.73	0.70	0.83	-	0.50	0.76	0.59	0.79	-	0.50	0.86	0.89	0.83	-	0.50	0.92	0.89	0.81	-	0.91	-	
<b>Trucks</b>	-	-	-	-	-	-	-	-	-	-	-	-	-	-	-	-	-	0%	-	-	0%	-	

