

# MINNESOTA DEPARTMENT of TRANSPORTATION

Metro District Traffic Engineering

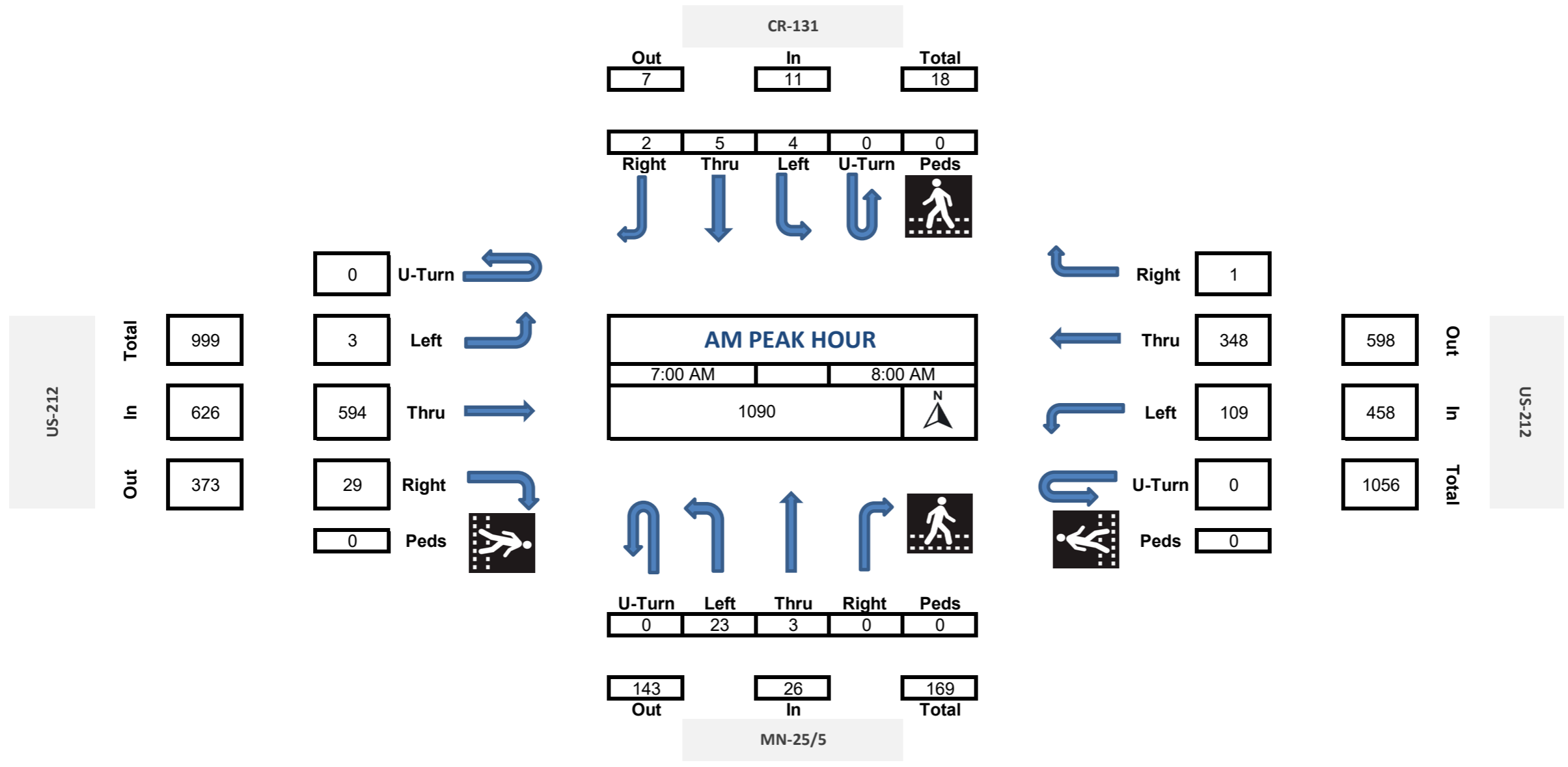
## METRO TRAFFIC DATA COLLECTION UNIT

Program Support

### TURN MOVEMENT COUNTS






Intersection: US212 at MN-25/5_2023																											
City: Norwood Young America																											
County:																											
Ref.Pt.:																											
Start Date: 10/10/2023																											
Road Name	CR-131						US-212						MN-25/5						US-212								
Direction	South Bound						West Bound						North Bound						East Bound								
Start Time	U Turns	Left Turns	Straight Through	Right Turns	EB Ped Crossings	WB Ped Crossings	U Turns	Left Turns	Straight Through	Right Turns	NB Ped Crossings	SB Ped Crossings	U Turns	Left Turns	Straight Through	Right Turns	EB Ped Crossings	WB Ped Crossings	U Turns	Left Turns	Straight Through	Right Turns	NB Ped Crossings	SB Ped Crossings	Int. Total	Peds Total	
6:00 AM	0	0	1	0	0	0	0	12	42	0	0	0	0	2	2	0	0	0	0	0	0	102	1	0	0	162	0
6:15 AM	0	0	1	0	0	0	0	18	57	0	0	0	0	7	2	0	0	0	0	0	0	113	2	0	0	200	0
6:30 AM	0	1	0	0	0	0	0	13	66	0	0	0	0	3	0	0	0	0	0	0	0	120	3	0	0	206	0
6:45 AM	0	1	1	0	0	0	0	21	72	0	0	0	0	5	1	0	0	0	0	0	1	145	8	0	0	255	0
Hourly Total	0	2	3	0	0	0	0	64	237	0	0	0	0	17	5	0	0	0	0	0	1	480	14	0	0	823	0
7:00 AM	0	0	0	0	0	0	0	26	75	0	0	0	0	6	1	0	0	0	0	0	0	124	4	0	0	236	0
7:15 AM	0	1	1	0	0	0	0	25	100	0	0	0	0	9	0	0	0	0	0	0	1	158	8	0	0	303	0
7:30 AM	0	2	2	0	0	0	0	28	82	1	0	0	0	3	1	0	0	0	0	0	1	167	9	0	0	296	0
7:45 AM	0	0	2	2	0	0	0	30	91	0	0	0	0	1	1	0	0	0	0	0	0	123	5	0	0	255	0
Hourly Total	0	3	5	2	0	0	0	109	348	1	0	0	0	19	3	0	0	0	0	0	2	572	26	0	0	1090	0
8:00 AM	0	1	1	0	0	0	0	21	93	0	0	0	0	4	0	0	0	0	0	0	0	96	5	0	0	221	0
8:15 AM	0	1	3	1	0	0	0	28	61	1	0	0	0	2	2	0	0	0	0	0	0	85	5	0	0	189	0
8:30 AM	0	2	0	0	0	0	0	28	85	0	0	0	0	2	0	0	0	0	0	0	0	85	3	0	0	205	0
8:45 AM	0	0	1	0	0	0	0	30	77	0	0	0	0	3	1	0	0	0	0	0	1	73	0	0	0	186	0
Hourly Total	0	4	5	1	0	0	0	107	316	1	0	0	0	11	3	0	0	0	0	0	1	339	13	0	0	801	0
9:00 AM	0	1	0	0	0	0	0	22	83	0	0	0	0	8	1	0	0	0	0	0	1	82	6	0	0	204	0
9:15 AM	0	0	0	0	0	0	0	23	73	1	0	0	0	6	0	0	0	0	0	0	1	85	3	0	0	192	0
9:30 AM	0	0	0	0	0	0	0	30	89	0	0	0	0	2	0	0	0	0	0	0	0	75	5	0	0	201	0
9:45 AM	0	0	0	1	0	0	0	27	76	0	0	0	0	0	0	0	0	0	0	0	0	85	1	0	0	190	0
Hourly Total	0	1	0	1	0	0	0	102	321	1	0	0	0	16	1	0	0	0	0	0	2	327	15	0	0	787	0
10:00 AM	0	0	1	0	0	0	0	20	85	0	0	0	0	5	0	0	0	0	0	0	0	80	1	0	0	192	0
10:15 AM	0	0	0	0	0	0	0	25	68	1	0	0	0	12	0	0	0	0	0	0	0	59	4	0	0	169	0
10:30 AM	0	0	0	1	0	0	0	32	70	1	0	0	0	3	0	0	0	0	0	0	0	71	4	0	0	182	0
10:45 AM	0	1	1	0	0	0	0	16	67	0	0	0	0	7	2	0	0	0	0	1	0	74	7	0	0	176	0
Hourly Total	0	1	2	1	0	0	0	93	290	2	0	0	0	27	2	0	0	0	0	1	0	284	16	0	0	719	0
11:00 AM	0	0	0	0	0	0	0	17	81	0	0	0	0	5	1	0	0	0	0	0	0	78	4	0	0	186	0
11:15 AM	0	1	0	0	0	0	0	18	70	0	0	0	0	3	0	0	0	0	0	0	0	88	4	0	0	184	0
11:30 AM	0	1	1	0	0	0	0	30	81	0	0	0	0	3	1	0	0	0	0	0	0	61	2	0	0	180	0
11:45 AM	0	0	1	0	0	0	0	31	87	1	0	0	0	7	3	0	0	0	0	0	0	79	4	0	0	213	0
Hourly Total	0	2	2	0	0	0	0	96	319	1	0	0	0	18	5	0	0	0	0	0	0	306	14	0	0	763	0
12:00 PM	0	0	0	0	0	0	0	24	77	2	0	0	0	3	2	0	0	0	0	0	1	89	4	0	0	202	0
12:15 PM	0	0	1	0	0	0	0	22	72	1	0	0	0	5	0	0	0	0	0	0	0	103	3	0	0	207	0
12:30 PM	0	0	0	2	0	0	0	29	78	0	0	0	0	2	0	0	0	0	0	0	0	85	0	0	0	196	0
12:45 PM	0	0	0	0	0	0	0	22	65	2	0	0	0	6	0	0	0	0	0	0	0	82	3	0	0	180	0
Hourly Total	0	0	1	2	0	0	0	97	292	5	0	0	0	16	2	0	0	0	0	0	1	359	10	0	0	785	0
1:00 PM	0	1	0	0	0	0	0	24	74	1	0	0	0	0	0	0	0	0	0	0	0	101	3	0	0	204	0
1:15 PM	0	1	0	0	0	0	0	22	72	1	0	0	0	1	0	0	0	0	0	0	0	86	4	0	0	187	0
1:30 PM	0	0	1	1	0	0	0	19	86	1	0	0	0	3	2	0	0	0	0	0	0	73	3	0	0	189	0
1:45 PM	0	0	0	0	0	0	0	27	81	1	0	0	0	5	3	0	0	0	0	0	1	74	6	0	0	198	0
Hourly Total	0	2	1	1	0	0	0	92	313	4	0	0	0	9	5	0	0	0	0	0	1	334	16	0	0	778	0
2:00 PM	0	0	1	0	0	0	1	25	78	0	0	0	0	2	0	0	0	0	0	0	0	86	5	0	0	198	0
2:15 PM	0	0	0	0	0	0	0	37	87	2	0	0	0	1	0	0	0	0	0	0	0	89	5	0	0	221	0
2:30 PM	0	0	0	1	0	0	0	29	135	2	0	0	0	5	0	0	0	0	0	0	0	90	6	0	0	268	0
2:45 PM	0	1	0	2	0	0	0	42	112	0	0	0	0	4	1	0	0	0	0	0	0	84	6	0	0	252	0
Hourly Total	0	1	1	3	0	0	1	133	412	4	0	0	0	12	1	0	0	0	0	0	0	349	22	0	0	939	0
3:00 PM	0	1	0	0	0	0	0	44	126	1	0	0	0	4	0	0	0	0	0	0	0	82	8	0	0	266	0

3:15 PM	0	0	0	0	0	0	0	67	152	0	0	0	0	1	0	0	0	0	95	15	0	0	330	0	
3:30 PM	0	1	4	0	0	0	0	51	141	0	0	0	0	9	1	0	0	0	77	10	0	0	294	0	
3:45 PM	0	0	2	0	0	0	0	67	136	0	0	0	0	8	0	1	0	0	94	10	0	0	318	0	
Hourly Total	0	2	6	0	0	0	0	229	555	1	0	0	0	22	1	1	0	0	348	43	0	0	1208	0	
4:00 PM	0	2	1	0	0	0	0	65	155	4	0	0	0	10	0	0	0	0	84	8	0	0	329	0	
4:15 PM	0	2	1	2	0	0	0	66	163	2	0	0	0	3	0	0	0	0	92	9	0	0	341	0	
4:30 PM	0	0	0	0	0	0	0	81	173	1	0	0	0	8	3	0	0	0	92	5	0	0	364	0	
4:45 PM	0	0	1	0	0	0	0	67	161	2	0	0	0	8	2	0	0	0	83	9	0	0	333	0	
Hourly Total	0	4	3	2	0	0	0	279	652	9	0	0	0	29	5	0	0	0	351	31	0	0	1367	0	
5:00 PM	0	0	1	0	0	0	0	61	163	3	0	0	0	7	1	0	0	0	86	7	0	0	329	0	
5:15 PM	0	1	0	0	0	0	0	50	152	0	0	0	0	4	2	0	0	0	101	6	0	0	316	0	
5:30 PM	0	1	1	0	0	0	0	62	121	0	0	0	0	11	1	0	0	0	84	3	0	0	284	0	
5:45 PM	0	1	0	0	0	0	0	57	153	3	0	0	0	3	2	0	0	0	76	3	0	0	298	0	
Hourly Total	0	3	2	0	0	0	0	230	589	6	0	0	0	25	6	0	0	0	347	19	0	0	1227	0	
TOTAL	0	25	31	13	0	0	1	1631	4644	35	0	0	0	221	39	1	0	0	4396	239	0	0	11287	0	
Cars+	0	24	30	11			1	1463	4038	32			0	196	38	1		1	7	3839	211				
Trucks	0	1	1	2			0	168	606	3			0	25	1	0		0	3	557	28			1395	
% Trucks	0.0	4.0	3.2	15.4			0.0	10.3	13.0	8.6			0.0	11.3	2.6	0.0		0.0	30.0	12.7	11.7			12.4	
			5.8						12.3						10.0					12.7					









US-212






Total	1077
In	386
Out	691

0	U-Turn	
2	Left	
353	Thru	
31	Right	
0	Peds	






CR-131		
Out	In	Total
17	9	26

2	3	4	0	0
Right	Thru	Left	U-Turn	Peds
				

PM PEAK HOUR	
4:15 PM	5:15 PM
1367	
	

				
U-Turn	Left	Thru	Right	Peds
0	29	6	0	0

313	35	348
Out	In	Total
MN-25/5		

	Right	9
	Thru	660
	Left	279
	U-Turn	0
	Peds	0

357	Out
948	In
1305	Total

US-212