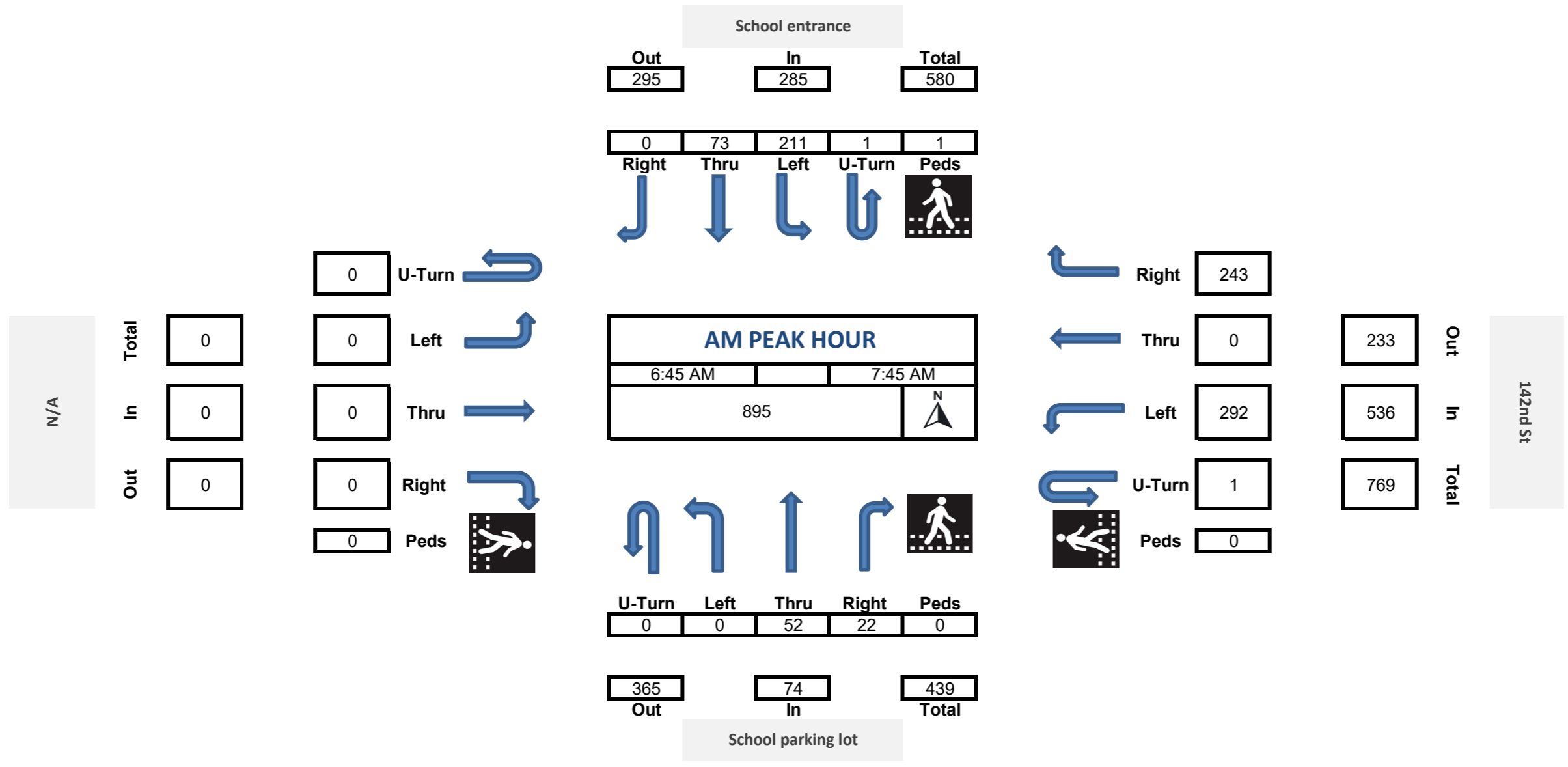









3:15 PM	0	7	6	0	0	0	0	2	0	10	7	0	0	0	2	11	0	0	0	0	0	0	0	38	0
3:30 PM	0	13	4	0	0	3	1	4	0	13	0	0	0	0	2	17	0	0	0	0	0	0	0	54	3
3:45 PM	0	9	3	0	0	8	1	15	0	13	0	0	0	0	2	11	0	0	0	0	0	0	0	54	8
Hourly Total	0	42	19	0	0	12	2	24	0	42	7	0	0	0	8	73	0	0	0	0	0	0	0	210	12
4:00 PM	0	11	9	0	0	2	3	23	0	17	0	0	0	0	3	7	0	0	0	0	0	0	0	73	0
4:15 PM	0	13	6	0	0	5	1	37	0	20	1	0	0	0	1	5	0	1	0	0	0	0	0	83	6
4:30 PM	0	12	10	0	2	0	5	33	0	16	0	0	0	0	4	11	0	0	0	0	0	0	0	91	0
4:45 PM	0	7	6	0	3	4	2	20	0	18	0	1	0	0	2	11	0	0	0	0	0	0	0	66	5
Hourly Total	0	43	31	0	7	9	11	113	0	71	1	1	0	0	10	34	0	1	0	0	0	0	0	313	11
5:00 PM	0	8	3	0	0	4	0	11	0	1	0	0	0	0	3	7	0	0	0	0	0	0	0	33	4
5:15 PM	0	3	4	0	0	1	0	11	0	11	0	0	0	0	3	12	0	0	0	0	0	0	0	44	1
5:30 PM	0	8	1	0	1	1	2	8	0	6	0	0	0	0	1	17	0	0	0	0	0	0	0	43	1
5:45 PM	0	3	0	0	6	0	0	5	0	4	0	1	0	0	0	13	0	0	0	0	0	0	0	25	1
Hourly Total	0	22	8	0	7	6	2	35	0	22	0	1	0	0	7	49	0	0	0	0	0	0	0	145	7
TOTAL	3	536	184	0	34	59	18	704	0	605	32	29	0	0	129	558	0	3	0	0	0	0	0	2737	157
Cars+	3	534	183	0			18	699	0	604			0	0	127	555			0	0	0	0			
Trucks	0	2	1	0			0	5	0	1			0	0	2	3			0	0	0	0		14	
% Trucks	0.0	0.4	0.5	0.0			0.0	0.7	0.0	0.2			0.0	0.0	1.6	0.5			0.0	0.0	0.0	0.0		0.5	
		0.4						0.5						0.7					0.0						




N/A


Total	0	0	U-Turn	
In	0	0	Left	
Out	0	0	Thru	
		0	Right	
		0	Peds	

School entrance		
Out	In	Total
66	102	168


0	26	76	0	11
Right	Thru	Left	U-Turn	Peds



PM PEAK HOUR	
2:15 PM	3:15 PM
392	



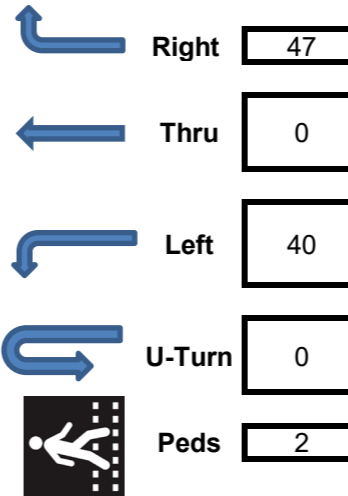
0	0	19	184	0
U-Turn	Left	Thru	Right	Peds



66	203	269
Out	In	Total

School parking lot

47	0	40	0	2
Right	Thru	Left	U-Turn	Peds



260	87	347
Out	In	Total

142nd St