



MINNESOTA DEPARTMENT of TRANSPORTATION

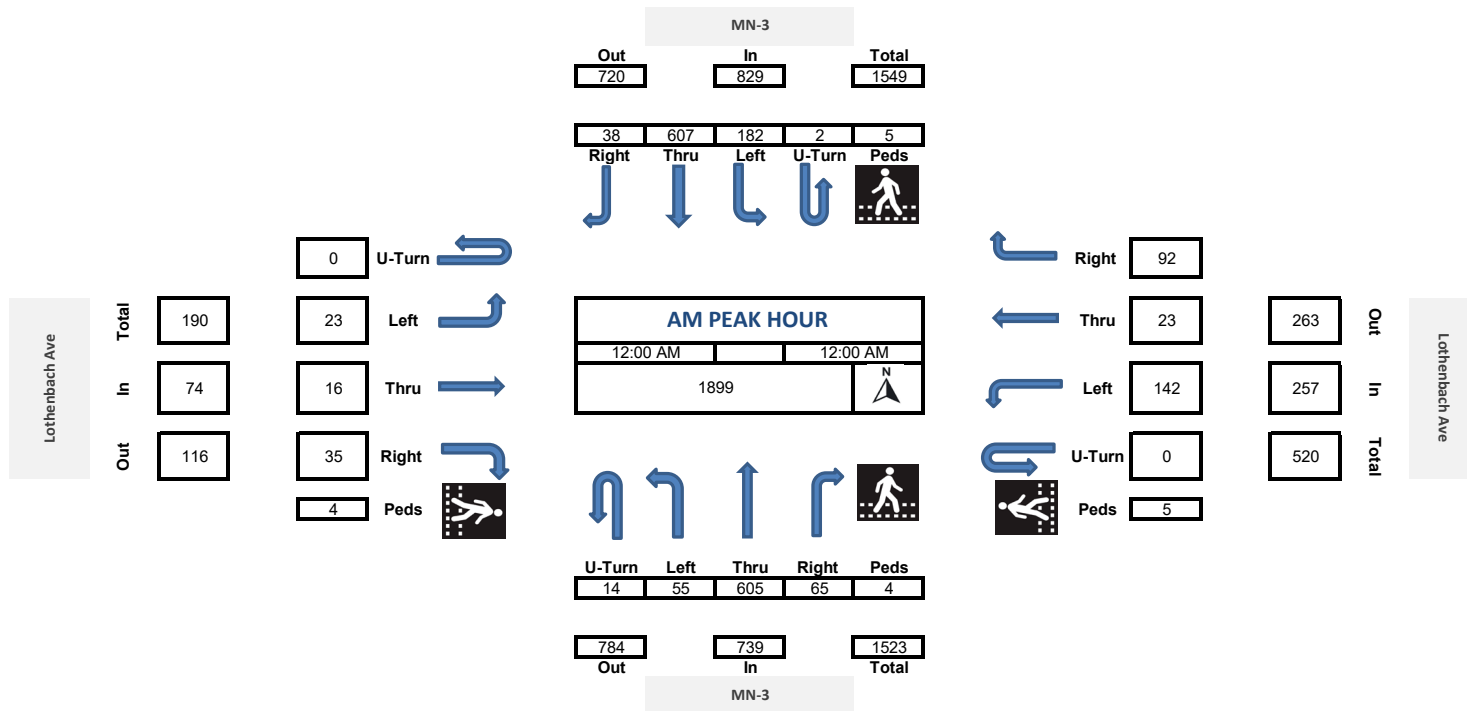
Metro District Traffic Engineering

Program Support

METRO TRAFFIC DATA COLLECTION UNIT TURN MOVEMENT COUNTS






Intersection: MN3 at Lothenbach Ave_2024																											
City: West St Paul																											
County:																											
Ref.Pt.:																											
Start Date: 1/17/2024																											
Road Name	MN-3	Lothenbach Ave						MN-3	Lothenbach Ave						Int. Total		Peds										
Direction	South Bound	West Bound						North Bound	East Bound																		
Start Time	U Turns	Left Turns	Straight Through	Right Turns	EB Ped Crossings	WB Ped Crossings	U Turns	Left Turns	Straight Through	Right Turns	NB Ped Crossings	SB Ped Crossings	U Turns	Left Turns	Straight Through	Right Turns	EB Ped Crossings	WB Ped Crossings	U Turns	Left Turns	Straight Through	Right Turns	NB Ped Crossings	SB Ped Crossings	Total		
6:00 AM	0	9	26	1	0	0	0	3	0	2	0	0	0	0	0	39	3	0	0	0	0	0	1	0	0	84	0
6:15 AM	0	4	28	0	0	1	0	2	0	9	0	0	0	0	0	32	3	0	0	0	0	0	0	0	0	78	1
6:30 AM	0	5	54	0	0	1	0	3	0	5	0	1	1	2	47	0	0	0	0	0	0	0	0	0	0	117	2
6:45 AM	0	9	56	1	0	0	0	4	0	9	0	1	0	0	5	47	14	0	0	0	0	0	0	0	0	145	1
Hourly Total	0	27	164	2	0	2	0	12	0	25	0	2	1	7	165	20	0	0	0	0	0	0	1	0	0	424	4
7:00 AM	1	12	72	0	0	0	0	7	0	8	0	1	0	1	46	7	0	0	0	0	0	0	0	0	0	154	1
7:15 AM	0	6	76	0	3	0	0	7	0	5	0	0	2	3	84	7	0	0	0	0	1	3	0	0	0	194	0
7:30 AM	1	19	90	3	1	2	0	6	1	7	0	0	0	1	104	6	1	0	0	0	0	2	0	0	0	240	2
7:45 AM	0	11	102	0	0	0	0	13	0	9	0	0	1	3	112	8	0	0	0	0	1	0	2	0	1	262	1
Hourly Total	2	48	340	3	4	2	0	33	1	29	0	1	3	8	346	28	1	0	0	0	1	1	7	0	1	850	4
8:00 AM	0	14	90	0	1	0	0	13	1	7	0	0	0	0	97	8	0	0	0	0	1	1	0	0	0	232	0
8:15 AM	2	19	88	0	0	0	0	8	1	10	0	0	3	2	110	15	1	0	0	0	0	0	1	0	0	259	0
8:30 AM	0	9	109	0	0	0	0	15	2	8	1	0	0	4	80	10	0	0	0	0	0	4	0	1	0	241	1
8:45 AM	1	23	80	0	0	0	0	11	0	13	0	0	0	3	100	11	0	0	0	0	1	0	0	0	0	243	0
Hourly Total	3	65	367	0	1	0	0	47	4	38	1	0	3	9	387	44	1	0	0	0	2	1	5	0	1	975	1
9:00 AM	1	28	88	1	0	0	0	16	2	16	0	0	2	4	92	9	0	0	0	0	1	1	1	0	0	262	0
9:15 AM	1	14	84	0	2	0	0	15	1	15	0	1	0	3	100	11	0	0	0	0	0	0	1	0	0	244	1
9:30 AM	1	27	101	1	0	1	0	22	2	18	0	0	2	1	127	16	0	0	0	0	1	1	0	0	0	320	1
9:45 AM	0	24	102	0	2	0	0	18	1	12	0	1	2	2	102	8	1	0	0	0	1	0	0	0	0	272	1
Hourly Total	3	93	375	2	4	1	0	71	6	61	0	2	6	10	421	44	1	0	0	0	3	2	1	1	0	1098	3
10:00 AM	1	26	114	5	1	0	0	25	2	13	0	0	1	2	124	12	0	0	0	0	2	0	1	0	0	328	0
10:15 AM	2	38	108	4	2	0	0	24	2	14	1	0	0	5	121	11	0	0	0	0	2	0	4	0	0	335	0
10:30 AM	1	27	117	5	3	0	0	26	2	15	0	1	1	2	124	13	0	1	0	0	1	0	6	2	0	340	2
10:45 AM	0	26	126	3	2	1	0	32	2	16	1	0	5	4	110	10	0	0	1	0	1	1	1	1	0	337	2
Hourly Total	4	117	465	17	8	1	0	107	8	58	2	1	7	13	479	46	0	2	1	0	6	1	12	3	0	1340	4
11:00 AM	1	20	121	9	1	0	0	19	4	24	0	0	2	8	115	12	0	0	0	0	3	4	8	0	0	350	0
11:15 AM	1	38	111	10	0	2	0	38	6	24	0	0	2	12	136	21	1	0	0	0	3	3	6	0	4	411	6
11:30 AM	0	41	135	8	0	0	0	35	6	23	2	1	1	11	150	14	1	0	0	0	8	5	6	2	0	443	1
11:45 AM	1	51	168	8	3	0	0	31	6	21	0	0	2	16	169	21	0	0	0	0	2	1	10	1	1	507	1
Hourly Total	3	150	535	35	4	2	0	123	22	92	2	1	7	47	570	68	2	0	0	0	16	13	30	3	5	1711	8
12:00 PM	1	42	151	13	1	0	0	44	4	26	0	1	5	17	147	8	1	0	0	0	10	3	9	0	0	480	1
12:15 PM	0	48	153	9	1	0	0	32	7	22	0	1	6	11	139	22	0	2	0	0	3	7	10	0	0	469	3
12:30 PM	0	23	120	3	1	1	0	41	6	28	0	1	3	10	143	10	0	1	0	0	3	4	18	0	0	412	3
12:45 PM	1	33	160	8	1	1	0	30	5	23	1	0	5	10	172	17	0	0	0	1	5	1	10	0	0	481	1
Hourly Total	2	146	584	33	4	2	0	147	22	99	1	3	19	48	601	57	1	3	0	1	21	15	47	0	0	1842	8
1:00 PM	0	40	136	7	2	0	0	39	10	21	0	0	5	2	139	10	0	0	0	0	9	3	2	0	1	423	1
1:15 PM	0	42	132	13	1	0	0	34	7	20	0	1	6	8	159	21	3	0	0	0	3	5	4	0	3	454	4
1:30 PM	0	27	116	8	5	1	0	29	2	22	0	0	3	4	152	27	0	0	0	0	7	6	6	0	1	409	2
1:45 PM	0	39	153	3	0	1	0	29	3	26	0	0	9	9	158	23	0	0	0	0	5	2	6	0	0	465	1
Hourly Total	0	148	537	31	8	2	0	131	22	89	0	1	23	23	608	81	3	0	0	0	24	16	18	0	5	1751	8
2:00 PM	0	38	144	3	5	0	0	30	7	21	1	0	4	4	158	13	1	0	0	0	5	2	4	1	0	433	0
2:15 PM	1	40	146	7	0	2	0	31	4	19	0	1	2	7	171	17	0	1	0	0	6	2	5	0	2	458	6
2:30 PM	0	38	169	4	1	1	0	56	4	35	0	0	3	8	154	11	0	1	0	0	2	6	13	0	0	503	2
2:45 PM	0	39	155	12	0	0	0	38	1	28	0	0	4	6	196	18	0	0	0	0	4	1	6	0	0	508	0
Hourly Total	1	155	614	26	6	3	0	155	16	103	1	1	13	25	679	59	1	2	0	0	17	11	28	1	2	1902	8
3:00 PM	0	37	155	10	2	1	0	34	5	24	0	0	5	7	171	23	0	1	0	0	4	4	5	0	0	484	2

3:15 PM	0	51	154	11	0	0	0	30	3	26	0	0	6	8	199	25	0	0	0	2	3	6	0	0	524	0
3:30 PM	0	51	146	7	0	0	0	39	1	29	0	0	3	12	172	18	2	0	0	3	3	9	0	1	493	1
3:45 PM	0	49	189	12	1	2	0	40	5	19	1	0	2	7	197	15	0	0	0	4	7	9	0	1	555	3
Hourly Total	0	188	644	40	3	3	0	143	14	98	1	0	16	34	739	81	2	1	0	13	17	29	0	2	2056	6
4:00 PM	1	48	163	14	1	0	0	34	8	29	0	1	3	8	195	16	0	0	0	3	4	5	3	0	531	1
4:15 PM	1	58	182	10	1	0	0	52	3	32	1	0	6	11	189	11	0	0	0	8	7	13	0	0	583	0
4:30 PM	0	59	185	10	7	1	0	35	5	35	1	0	3	2	208	21	0	0	0	5	3	8	1	1	579	2
4:45 PM	0	38	195	14	3	2	0	44	6	24	0	0	1	9	186	12	0	2	0	6	1	6	0	0	542	4
Hourly Total	2	203	725	48	12	3	0	165	22	120	2	1	13	30	778	60	0	2	0	22	15	32	4	1	2235	7
5:00 PM	0	53	167	8	0	0	0	39	7	30	0	0	6	16	186	19	0	0	0	5	3	9	0	0	548	0
5:15 PM	0	46	162	11	0	0	0	35	4	19	0	0	4	16	156	21	0	1	0	4	4	14	0	1	496	2
5:30 PM	2	45	149	12	2	0	0	33	8	26	0	1	3	13	187	13	0	0	0	10	4	7	0	2	512	3
5:45 PM	1	46	144	17	0	0	0	31	2	32	0	1	4	10	211	16	0	0	0	6	9	12	0	0	541	1
Hourly Total	3	190	622	48	2	0	0	138	21	107	0	2	17	55	740	69	0	1	0	25	20	42	0	3	2097	6
TOTAL	23	1530	5972	285	56	21	0	1272	158	919	10	15	128	309	6513	657	12	11	1	150	112	252	12	20	18281	157
Cars+	23	1521	5840	282			0	1248	158	912			128	307	6369	647			1	150	111	248				
Trucks	0	9	132	3			0	24	0	7			0	2	144	10			0	0	1	4			336	
% Trucks	0.0	0.6	2.2	1.1			0.0	1.9	0.0	0.8			0.0	0.6	2.2	1.5			0.0	0.0	0.9	1.6			1.8	
		1.8						1.3						2.1						1.0						









Lothenbach Ave






Total	175
In	74
Out	101

0	U-Turn	
24	Left	
14	Thru	
36	Right	
2	Peds	






MN-3		
Out	In	Total
914	980	1894

42	729	208	1	14
Right	Thru	Left	U-Turn	Peds
				

PM PEAK HOUR		
4:15 PM		5:15 PM
2252		
		

				
U-Turn	Left	Thru	Right	Peds
16	38	769	63	2

935	886	1821
Out	In	Total
MN-3		

	Right	121
	Thru	21
	Left	170
	U-Turn	0
	Peds	2

Out	285
In	312
Total	597

Lothenbach Ave