

White Bear Ave & TH 36 EB Ramp - 13 Hour Cou... - TMC

Provided by: SRF Consulting Group, Inc.
Minneapolis, MN, US

Tue May 16, 2023

Full Length (6 AM-7 PM)

All Classes (Lights, Articulated Trucks, Buses and Single-Unit Trucks, Pedestrians, Bicycles on Road, Bicycles on Crosswalk)

All Movements

ID: 1088537, Location: 45.010673, -93.022387

Leg Direction	TH 36 Off Eastbound						TH 36 On Westbound						White Bear Ave Northbound						White Bear Ave Southbound						Int
	L	T	R	U	App	Ped*	L	T	R	U	App	Ped*	L	T	R	U	App	Ped*	L	T	R	U	App	Ped*	
2023-05-16 6:00AM	28	0	24	0	52	0	0	0	0	0	0	0	0	78	14	0	92	0	5	46	0	0	51	0	195
6:15AM	18	0	39	0	57	1	0	0	0	0	0	0	0	127	19	0	146	0	3	36	0	0	39	0	242
6:30AM	18	0	41	0	59	1	0	0	0	0	0	0	0	135	28	0	163	0	7	72	0	0	79	0	301
6:45AM	19	0	54	0	73	0	0	0	0	0	1	0	0	154	18	0	172	0	7	86	0	0	93	0	338
Hourly Total	83	0	158	0	241	2	0	0	0	0	0	1	0	494	79	0	573	0	22	240	0	0	262	0	1076
7:00AM	32	0	56	0	88	0	0	0	0	0	0	0	0	162	26	0	188	0	7	101	0	0	108	0	384
7:15AM	37	0	80	0	117	1	0	0	0	0	0	1	0	186	37	0	223	0	15	110	0	0	125	0	465
7:30AM	48	0	104	0	152	0	0	0	0	0	0	0	0	203	42	0	245	0	18	122	0	0	140	0	537
7:45AM	56	0	109	0	165	0	0	0	0	0	0	0	0	214	26	0	240	0	14	153	0	0	167	0	572
Hourly Total	173	0	349	0	522	1	0	0	0	0	0	1	0	765	131	0	896	0	54	486	0	0	540	0	1958
8:00AM	53	0	68	0	121	0	0	0	0	0	0	0	0	194	29	0	223	0	20	142	0	0	162	0	506
8:15AM	36	0	63	0	99	0	0	0	0	0	0	0	0	170	23	0	193	0	9	136	0	0	145	0	437
8:30AM	53	0	69	0	122	0	0	0	0	0	0	0	0	196	38	0	234	0	13	113	0	0	126	0	482
8:45AM	64	0	78	0	142	0	0	0	0	0	0	0	0	210	28	0	238	0	21	120	0	0	141	0	521
Hourly Total	206	0	278	0	484	0	0	0	0	0	0	0	0	770	118	0	888	0	63	511	0	0	574	0	1946
9:00AM	55	0	97	0	152	0	0	0	0	0	0	0	0	171	33	0	204	0	20	142	0	0	162	0	518
9:15AM	55	0	58	0	113	0	0	1	0	0	1	0	0	202	35	0	237	0	18	114	0	0	132	0	483
9:30AM	67	0	51	0	118	2	0	0	0	0	0	0	0	184	37	0	221	0	23	125	0	0	148	0	487
9:45AM	74	0	72	0	146	2	0	0	0	0	0	0	0	194	25	0	219	0	31	119	0	0	150	0	515
Hourly Total	251	0	278	0	529	4	0	1	0	0	1	0	0	751	130	0	881	0	92	500	0	0	592	0	2003
10:00AM	57	3	64	0	124	1	0	0	0	0	0	0	0	166	30	0	196	0	35	107	0	0	142	0	462
10:15AM	81	0	51	0	132	0	0	0	0	0	0	0	0	198	25	0	223	0	25	123	0	0	148	0	503
10:30AM	69	0	46	0	115	0	0	0	0	0	0	0	0	187	30	0	217	0	30	132	0	0	162	0	494
10:45AM	80	0	62	0	142	1	0	0	0	0	0	0	0	215	27	0	242	0	25	142	0	0	167	0	551
Hourly Total	287	3	223	0	513	2	0	0	0	0	0	0	0	766	112	0	878	0	115	504	0	0	619	0	2010
11:00AM	77	1	50	0	128	0	0	0	0	0	0	1	0	192	26	0	218	0	27	179	0	0	206	0	552
11:15AM	78	0	60	0	138	2	0	0	0	0	0	2	0	221	32	0	253	0	33	152	0	0	185	0	576
11:30AM	92	0	84	0	176	0	0	0	0	0	0	2	0	205	27	0	232	0	25	165	0	1	191	0	599
11:45AM	84	0	66	0	150	0	0	0	0	0	0	0	0	220	31	1	252	0	27	171	0	0	198	0	600
Hourly Total	331	1	260	0	592	2	0	0	0	0	0	5	0	838	116	1	955	0	112	667	0	1	780	0	2327
12:00PM	100	1	65	0	166	1	0	0	0	0	0	0	0	224	36	0	260	0	37	176	0	0	213	0	639
12:15PM	78	0	77	0	155	0	0	0	0	0	0	1	0	246	32	0	278	0	37	164	0	1	202	0	635
12:30PM	78	0	66	0	144	0	0	0	0	0	0	0	0	199	44	0	243	0	51	188	0	1	240	0	627
12:45PM	89	0	71	0	160	0	0	0	0	0	0	1	0	214	37	0	251	0	35	197	0	0	232	0	643
Hourly Total	345	1	279	0	625	1	0	0	0	0	0	2	0	883	149	0	1032	0	160	725	0	2	887	0	2544
1:00PM	92	0	56	0	148	1	0	0	0	0	0	1	0	226	35	0	261	0	41	191	0	0	232	0	641
1:15PM	79	0	68	0	147	1	0	0	0	0	0	0	0	237	35	0	272	0	39	177	0	0	216	0	635
1:30PM	69	0	77	0	146	0	0	0	0	0	0	1	0	233	46	0	279	0	38	162	0	0	200	0	625
1:45PM	104	0	66	0	170	1	0	0	0	0	0	0	0	202	45	0	247	0	33	173	0	1	207	0	624
Hourly Total	344	0	267	0	611	3	0	0	0	0	0	2	0	898	161	0	1059	0	151	703	0	1	855	0	2525
2:00PM	104	1	88	0	193	3	0	0	0	0	0	0	0	257	52	0	309	0	26	159	0	1	186	0	688
2:15PM	88	0	85	0	173	3	0	0	0	0	0	3	0	240	44	0	284	0	44	198	0	0	242	0	699
2:30PM	85	1	87	0	173	3	0	0	0	0	0	4	0	247	45	0	292	0	36	198	0	0	234	0	699
2:45PM	103	0	106	0	209	3	0	0	0	0	0	0	0	232	31	0	263	0	38	205	0	1	244	0	716
Hourly Total	380	2	366	0	748	12	0	0	0	0	0	7	0	976	172	0	1148	0	144	760	0	2	906	0	2802
3:00PM	77	0	91	0	168	0	0	1	0	0	1	0	0	260	50	0	310	0	47	214	0	0	261	0	740
3:15PM	90	0	106	0	196	0	0	0	0	0	0	2	0	260	36	0	296	0	39	178	0	0	217	0	709
3:30PM	105	0	106	0	211	1	0	0	0	0	0	0	0	264	44	0	308	0	43	238	0	0	281	0	800
3:45PM	101	1	117	0	219	1	0	0	0	0	0	0	0	247	48	0	295	0	45	249	0	0	294	0	808
Hourly Total	373	1	420	0	794	2	0	1	0	0	1	2	0	1031	178	0	1209	0	174	879	0	0	1053	0	3057
4:00PM	91	0	110	0	201	1	0	0	0	0	0	2	0	277	56	0	333	0	47	243	0	0	290	0	824
4:15PM	83	1	108	0	192	2	0	0	0	0	0	2	0	282	59	0	341	0	34	219	0	0	253	0	786
4:30PM	98	0	97	0	195	1	0	0	0	0	0	0	0	312	56	0	368	0	41	246	0	0	287	0	850
4:45PM	100	0	83	0	183	1	0	0	0	0	0	0	0	288	46	0	334	0	41	225	0	2	268	0	785

Leg Direction	TH 36 Off Eastbound						TH 36 On Westbound						White Bear Ave Northbound						White Bear Ave Southbound							
Time	L	T	R	U	App	Ped*	L	T	R	U	App	Ped*	L	T	R	U	App	Ped*	L	T	R	U	App	Ped*	Int	
Hourly Total	372	1	398	0	771	5	0	0	0	0	0	4	0	1159	217	0	1376	0	0	163	933	0	2	1098	0	3245
5:00PM	82	0	111	0	193	0	0	0	0	0	0	2	0	267	48	0	315	0	0	47	253	0	0	300	0	808
5:15PM	116	0	126	0	242	2	0	0	0	0	0	0	0	271	48	0	319	0	0	41	240	0	0	281	0	842
5:30PM	96	0	154	0	250	1	0	0	0	0	0	0	0	275	54	0	329	0	0	36	330	0	1	367	0	946
5:45PM	68	0	167	0	235	0	0	1	0	0	1	0	0	258	42	0	300	0	0	32	298	0	0	330	0	866
Hourly Total	362	0	558	0	920	3	0	1	0	0	1	2	0	1071	192	0	1263	0	0	156	1121	0	1	1278	0	3462
6:00PM	71	0	134	0	205	1	0	0	0	0	0	0	0	246	52	0	298	0	0	40	255	0	1	296	0	799
6:15PM	61	0	75	0	136	0	0	0	0	0	0	0	0	217	37	0	254	0	0	32	215	0	0	247	0	637
6:30PM	53	0	94	0	147	0	0	0	0	0	0	0	0	231	42	0	273	0	0	17	215	0	0	232	0	652
6:45PM	81	0	75	0	156	0	0	0	0	0	0	2	0	188	38	0	226	0	0	36	196	0	0	232	0	614
Hourly Total	266	0	378	0	644	1	0	0	0	0	0	2	0	882	169	0	1051	0	0	125	881	0	1	1007	0	2702
Total	3773	9	4212	0	7994	38	0	3	0	0	3	28	0	11284	1924	1	13209	0	0	1531	8910	0	10	10451	0	31657
% Approach	47.2%	0.1%	52.7%	0%	-	-	0%	100%	0%	0%	-	-	0%	85.4%	14.6%	0%	-	-	0%	14.6%	85.3%	0%	0.1%	-	-	-
% Total	11.9%	0%	13.3%	0%	25.3%	-	0%	0%	0%	0%	0%	-	0%	35.6%	6.1%	0%	41.7%	-	0%	4.8%	28.1%	0%	0%	33.0%	-	-
Lights	3690	9	4079	0	7778	-	0	3	0	0	3	-	0	10969	1863	1	12833	-	0	1498	8688	0	10	10196	-	30810
% Lights	97.8%	100%	96.8%	0%	97.3%	-	0%	100%	0%	0%	100%	-	0%	97.2%	96.8%	100%	97.2%	-	0%	97.8%	97.5%	0%	100%	97.6%	-	97.3%
Articulated Trucks	17	0	18	0	35	-	0	0	0	0	0	-	0	29	6	0	35	-	0	9	23	0	0	32	-	102
% Articulated Trucks	0.5%	0%	0.4%	0%	0.4%	-	0%	0%	0%	0%	0%	-	0%	0.3%	0.3%	0%	0.3%	-	0%	0.6%	0.3%	0%	0%	0.3%	-	0.3%
Buses and Single-Unit Trucks	66	0	115	0	181	-	0	0	0	0	0	-	0	286	49	0	335	-	0	23	198	0	0	221	-	737
% Buses and Single-Unit Trucks	1.7%	0%	2.7%	0%	2.3%	-	0%	0%	0%	0%	0%	-	0%	2.5%	2.5%	0%	2.5%	-	0%	1.5%	2.2%	0%	0%	2.1%	-	2.3%
Bicycles on Road	0	0	0	0	0	-	0	0	0	0	0	-	0	0	6	0	6	-	0	1	1	0	0	2	-	8
% Bicycles on Road	0%	0%	0%	0%	0%	-	0%	0%	0%	0%	0%	-	0%	0%	0.3%	0%	0%	-	0%	0.1%	0%	0%	0%	0%	-	0%
Pedestrians	-	-	-	-	-	29	-	-	-	-	-	21	-	-	-	-	-	0	-	-	-	-	-	-	0	-
% Pedestrians	-	-	-	-	-	76.3%	-	-	-	-	-	75.0%	-	-	-	-	-	-	-	-	-	-	-	-	-	-
Bicycles on Crosswalk	-	-	-	-	-	9	-	-	-	-	-	7	-	-	-	-	-	0	-	-	-	-	-	-	0	-
% Bicycles on Crosswalk	-	-	-	-	-	23.7%	-	-	-	-	-	25.0%	-	-	-	-	-	-	-	-	-	-	-	-	-	-

*Pedestrians and Bicycles on Crosswalk. L: Left, R: Right, T: Thru, U: U-Turn

White Bear Ave & TH 36 EB Ramp - 13 Hour Cou... - TMC

Tue May 16, 2023

Full Length (6 AM-7 PM)

All Classes (Lights, Articulated Trucks, Buses and Single-Unit Trucks, Pedestrians, Bicycles on Road, Bicycles on Crosswalk)

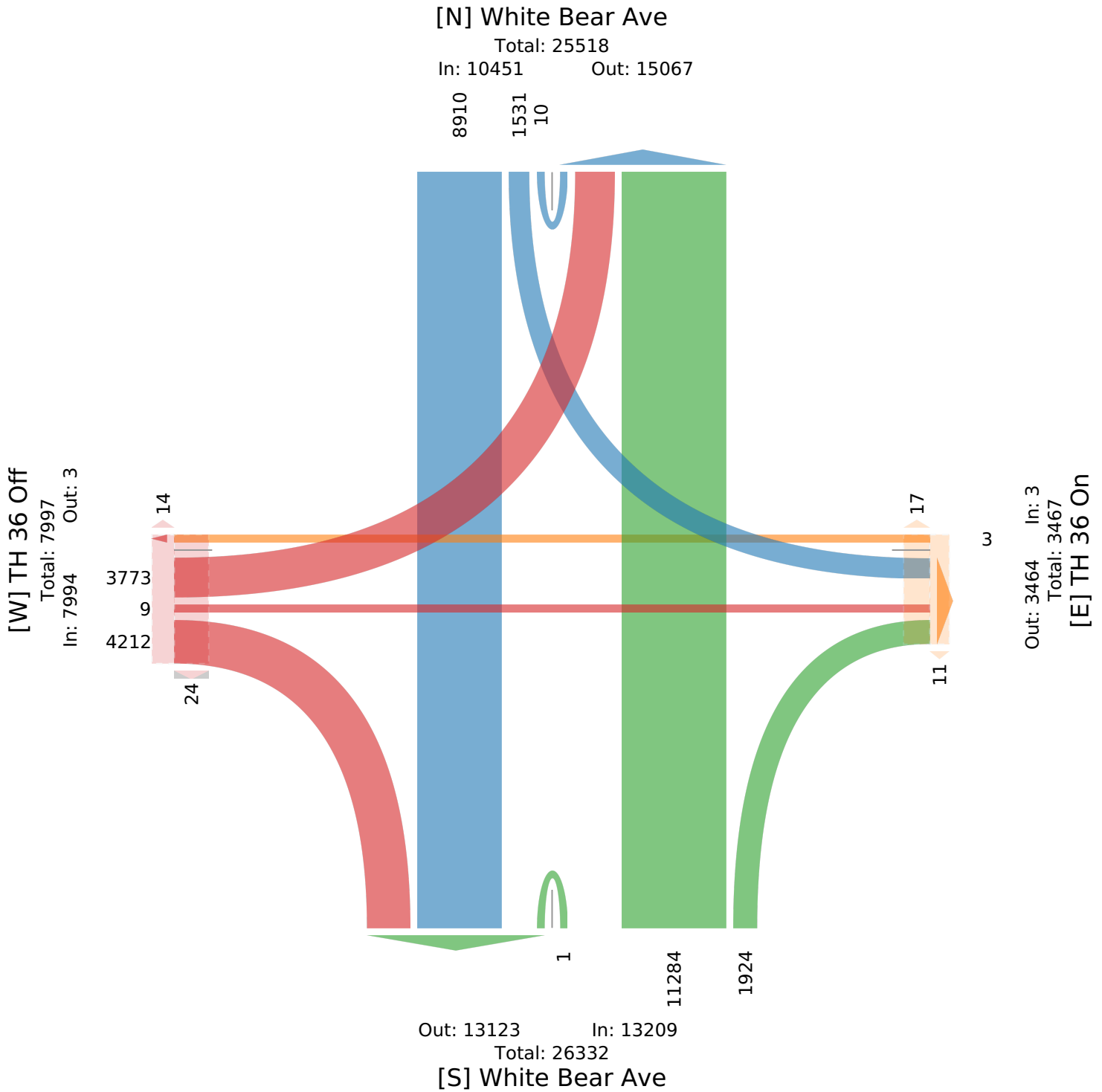
All Movements

ID: 1088537, Location: 45.010673, -93.022387

Provided by: SRF Consulting

Group, Inc.

Minneapolis, MN, US



White Bear Ave & TH 36 EB Ramp - 13 Hour Cou... - TMC

Provided by: SRF Consulting Group, Inc.
Minneapolis, MN, US

Tue May 16, 2023

AM Peak (7:15 AM - 8:15 AM)

All Classes (Lights, Articulated Trucks, Buses and Single-Unit Trucks, Pedestrians, Bicycles on Road, Bicycles on Crosswalk)

All Movements

ID: 1088537, Location: 45.010673, -93.022387

Leg Direction	TH 36 Off Eastbound						TH 36 On Westbound						White Bear Ave Northbound						White Bear Ave Southbound						Int
	L	T	R	U	App	Ped*	L	T	R	U	App	Ped*	L	T	R	U	App	Ped*	L	T	R	U	App	Ped*	
Time																									
2023-05-16 7:15AM	37	0	80	0	117	1	0	0	0	0	0	1	0	186	37	0	223	0	15	110	0	0	125	0	465
7:30AM	48	0	104	0	152	0	0	0	0	0	0	0	0	203	42	0	245	0	18	122	0	0	140	0	537
7:45AM	56	0	109	0	165	0	0	0	0	0	0	0	0	214	26	0	240	0	14	153	0	0	167	0	572
8:00AM	53	0	68	0	121	0	0	0	0	0	0	0	0	194	29	0	223	0	20	142	0	0	162	0	506
Total	194	0	361	0	555	1	0	0	0	0	0	1	0	797	134	0	931	0	67	527	0	0	594	0	2080
% Approach	35.0%	0%	65.0%	0%	-	-	0%	0%	0%	0%	-	-	0%	85.6%	14.4%	0%	-	-	11.3%	88.7%	0%	0%	-	-	-
% Total	9.3%	0%	17.4%	0%	26.7%	-	0%	0%	0%	0%	0%	-	0%	38.3%	6.4%	0%	44.8%	-	3.2%	25.3%	0%	0%	28.6%	-	-
PHF	0.866	-	0.828	-	0.841	-	-	-	-	-	-	-	-	0.931	0.798	-	0.950	-	0.838	0.861	-	-	0.889	-	0.909
Lights	184	0	347	0	531	-	0	0	0	0	0	-	0	774	129	0	903	-	59	495	0	0	554	-	1988
% Lights	94.8%	0%	96.1%	0%	95.7%	-	0%	0%	0%	0%	-	-	0%	97.1%	96.3%	0%	97.0%	-	88.1%	93.9%	0%	0%	93.3%	-	95.6%
Articulated Trucks	2	0	2	0	4	-	0	0	0	0	0	-	0	1	0	0	1	-	2	7	0	0	9	-	14
% Articulated Trucks	1.0%	0%	0.6%	0%	0.7%	-	0%	0%	0%	0%	-	-	0%	0.1%	0%	0%	0.1%	-	3.0%	1.3%	0%	0%	1.5%	-	0.7%
Buses and Single-Unit Trucks	8	0	12	0	20	-	0	0	0	0	0	-	0	22	5	0	27	-	6	25	0	0	31	-	78
% Buses and Single-Unit Trucks	4.1%	0%	3.3%	0%	3.6%	-	0%	0%	0%	0%	-	-	0%	2.8%	3.7%	0%	2.9%	-	9.0%	4.7%	0%	0%	5.2%	-	3.8%
Bicycles on Road	0	0	0	0	0	-	0	0	0	0	0	-	0	0	0	0	0	-	0	0	0	0	0	-	0
% Bicycles on Road	0%	0%	0%	0%	0%	-	0%	0%	0%	0%	-	-	0%	0%	0%	0%	0%	-	0%	0%	0%	0%	0%	-	0%
Pedestrians	-	-	-	-	-	1	-	-	-	-	-	1	-	-	-	-	-	0	-	-	-	-	-	0	
% Pedestrians	-	-	-	-	-	100%	-	-	-	-	-	100%	-	-	-	-	-	-	-	-	-	-	-	-	
Bicycles on Crosswalk	-	-	-	-	-	0	-	-	-	-	-	0	-	-	-	-	-	0	-	-	-	-	-	0	
% Bicycles on Crosswalk	-	-	-	-	-	0%	-	-	-	-	-	0%	-	-	-	-	-	-	-	-	-	-	-	-	

* Pedestrians and Bicycles on Crosswalk. L: Left, R: Right, T: Thru, U: U-Turn

White Bear Ave & TH 36 EB Ramp - 13 Hour Cou... - TMC

Tue May 16, 2023

AM Peak (7:15 AM - 8:15 AM)

All Classes (Lights, Articulated Trucks, Buses and Single-Unit Trucks, Pedestrians, Bicycles on Road, Bicycles on Crosswalk)

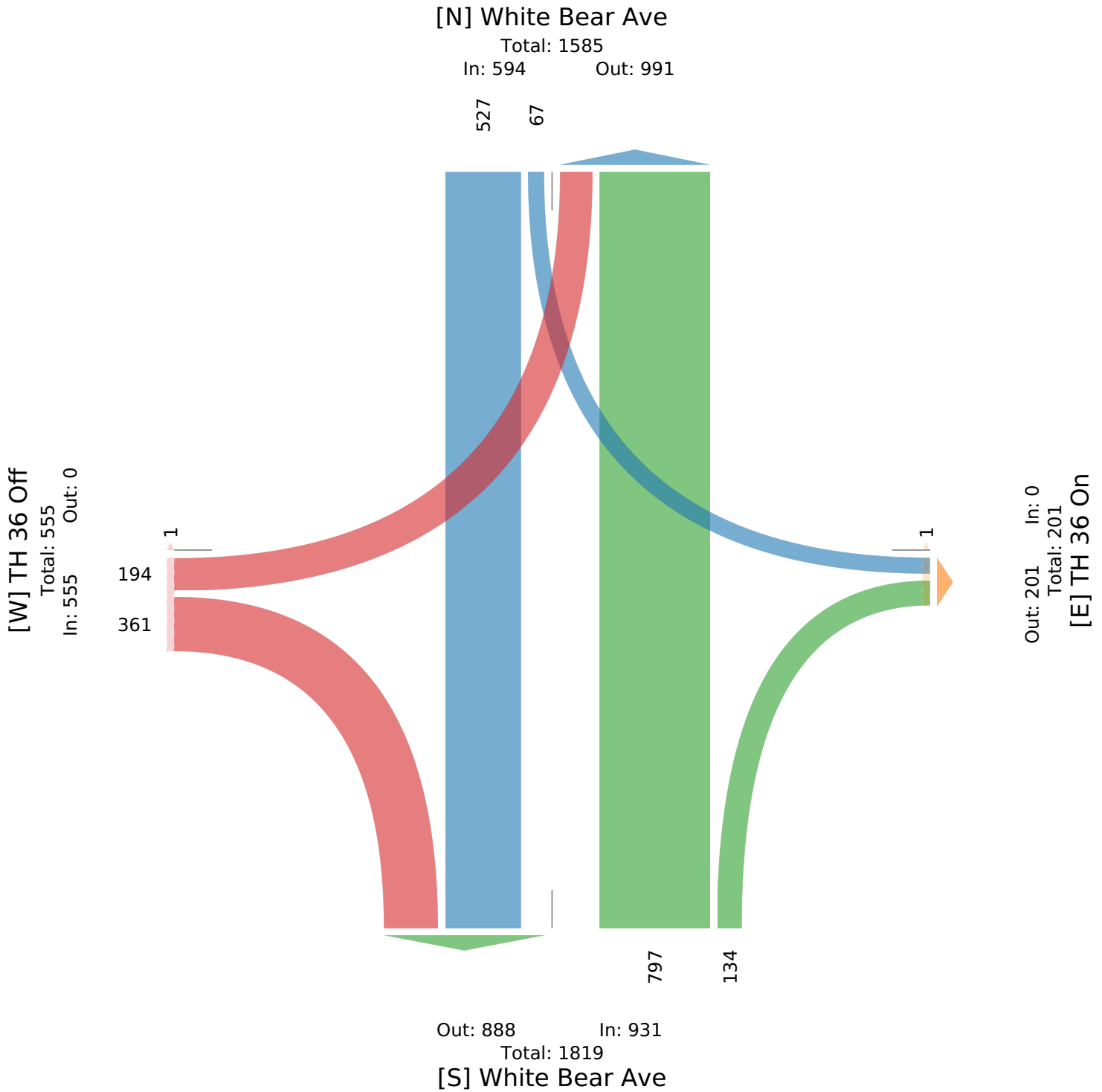
All Movements

ID: 1088537, Location: 45.010673, -93.022387

Provided by: SRF Consulting

Group, Inc.

Minneapolis, MN, US



White Bear Ave & TH 36 EB Ramp - 13 Hour Cou... - TMC

Provided by: SRF Consulting Group, Inc. Minneapolis, MN, US

Tue May 16, 2023

Midday Peak (12:15 PM - 1:15 PM)

All Classes (Lights, Articulated Trucks, Buses and Single-Unit Trucks, Pedestrians, Bicycles on Road, Bicycles on Crosswalk)

All Movements

ID: 1088537, Location: 45.010673, -93.022387

Leg Direction	TH 36 Off Eastbound						TH 36 On Westbound						White Bear Ave Northbound						White Bear Ave Southbound						Int
	L	T	R	U	App	Ped*	L	T	R	U	App	Ped*	L	T	R	U	App	Ped*	L	T	R	U	App	Ped*	
2023-05-16 12:15PM	78	0	77	0	155	0	0	0	0	0	0	1	0	246	32	0	278	0	37	164	0	1	202	0	635
12:30PM	78	0	66	0	144	0	0	0	0	0	0	0	0	199	44	0	243	0	51	188	0	1	240	0	627
12:45PM	89	0	71	0	160	0	0	0	0	0	0	1	0	214	37	0	251	0	35	197	0	0	232	0	643
1:00PM	92	0	56	0	148	1	0	0	0	0	0	1	0	226	35	0	261	0	41	191	0	0	232	0	641
Total	337	0	270	0	607	1	0	0	0	0	0	3	0	885	148	0	1033	0	164	740	0	2	906	0	2546
% Approach	55.5%	0%	44.5%	0%	-	-	0%	0%	0%	0%	-	-	0%	85.7%	14.3%	0%	-	-	18.1%	81.7%	0%	0.2%	-	-	-
% Total	13.2%	0%	10.6%	0%	23.8%	-	0%	0%	0%	0%	0%	-	0%	34.8%	5.8%	0%	40.6%	-	6.4%	29.1%	0%	0.1%	35.6%	-	-
PHF	0.916	-	0.877	-	0.948	-	-	-	-	-	-	-	-	0.899	0.841	-	0.929	-	0.804	0.939	-	0.500	0.944	-	0.990
Lights	328	0	260	0	588	-	0	0	0	0	0	-	0	861	146	0	1007	-	161	725	0	2	888	-	2483
% Lights	97.3%	0%	96.3%	0%	96.9%	-	0%	0%	0%	0%	-	-	0%	97.3%	98.6%	0%	97.5%	-	98.2%	98.0%	0%	100%	98.0%	-	97.5%
Articulated Trucks	3	0	2	0	5	-	0	0	0	0	0	-	0	3	0	0	3	-	1	1	0	0	2	-	10
% Articulated Trucks	0.9%	0%	0.7%	0%	0.8%	-	0%	0%	0%	0%	-	-	0%	0.3%	0%	0%	0.3%	-	0.6%	0.1%	0%	0%	0.2%	-	0.4%
Buses and Single-Unit Trucks	6	0	8	0	14	-	0	0	0	0	0	-	0	21	2	0	23	-	2	14	0	0	16	-	53
% Buses and Single-Unit Trucks	1.8%	0%	3.0%	0%	2.3%	-	0%	0%	0%	0%	-	-	0%	2.4%	1.4%	0%	2.2%	-	1.2%	1.9%	0%	0%	1.8%	-	2.1%
Bicycles on Road	0	0	0	0	0	-	0	0	0	0	0	-	0	0	0	0	0	-	0	0	0	0	0	-	0
% Bicycles on Road	0%	0%	0%	0%	0%	-	0%	0%	0%	0%	-	-	0%	0%	0%	0%	0%	-	0%	0%	0%	0%	0%	-	0%
Pedestrians	-	-	-	-	-	0	-	-	-	-	-	2	-	-	-	-	-	0	-	-	-	-	-	0	-
% Pedestrians	-	-	-	-	-	0%	-	-	-	-	-	66.7%	-	-	-	-	-	-	-	-	-	-	-	-	-
Bicycles on Crosswalk	-	-	-	-	-	1	-	-	-	-	-	1	-	-	-	-	-	0	-	-	-	-	-	0	-
% Bicycles on Crosswalk	-	-	-	-	-	100%	-	-	-	-	-	33.3%	-	-	-	-	-	-	-	-	-	-	-	-	-

*Pedestrians and Bicycles on Crosswalk. L: Left, R: Right, T: Thru, U: U-Turn

White Bear Ave & TH 36 EB Ramp - 13 Hour Cou... - TMC

Tue May 16, 2023

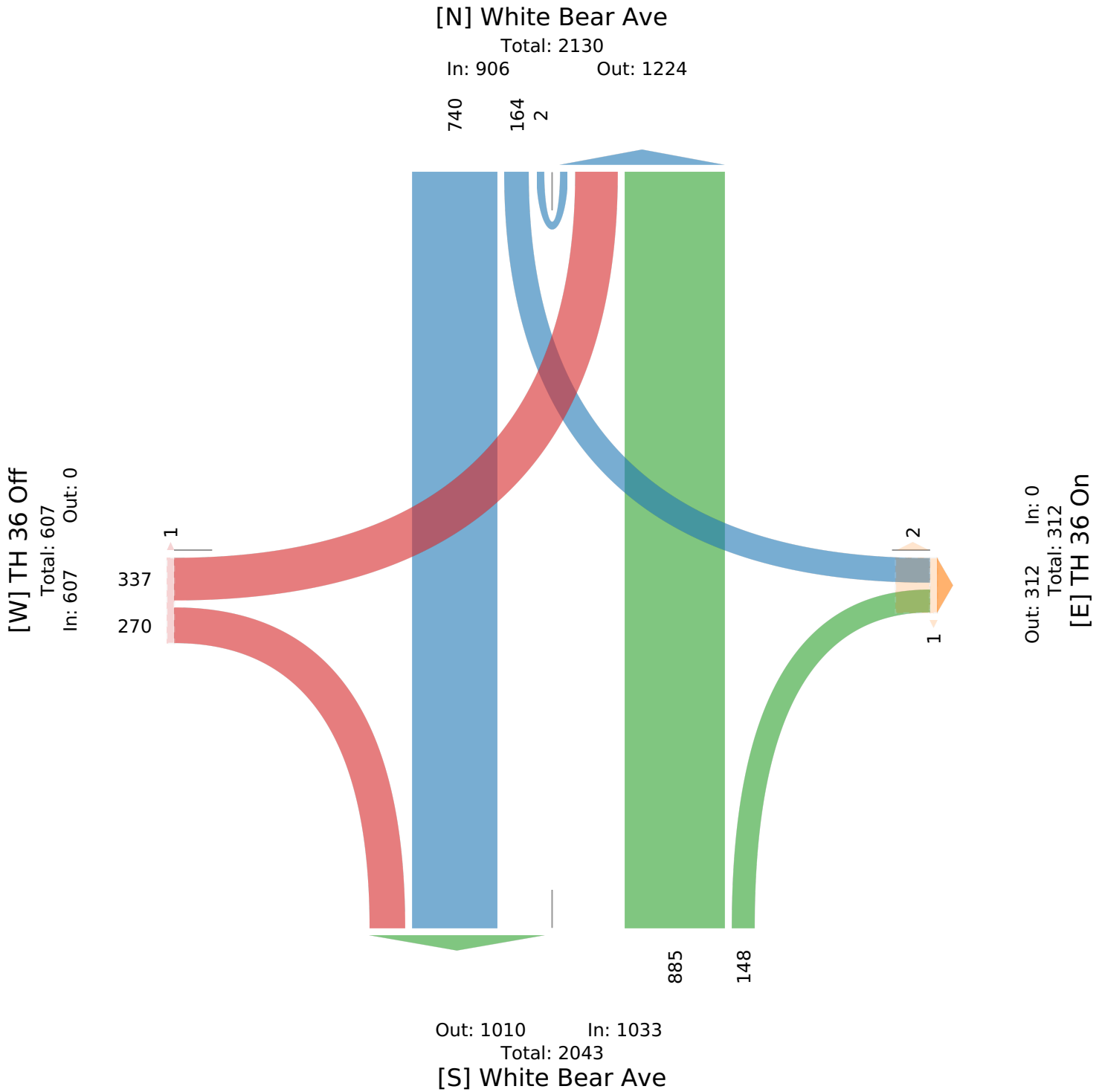
Midday Peak (12:15 PM - 1:15 PM)

All Classes (Lights, Articulated Trucks, Buses and Single-Unit Trucks, Pedestrians, Bicycles on Road, Bicycles on Crosswalk)

All Movements

ID: 1088537, Location: 45.010673, -93.022387

Provided by: SRF Consulting Group, Inc.
Minneapolis, MN, US



White Bear Ave & TH 36 EB Ramp - 13 Hour Cou... - TMC

Provided by: SRF Consulting Group, Inc.
Minneapolis, MN, US

Tue May 16, 2023

PM Peak (5 PM - 6 PM) - Overall Peak Hour

All Classes (Lights, Articulated Trucks, Buses and Single-Unit Trucks, Pedestrians, Bicycles on Road, Bicycles on Crosswalk)

All Movements

ID: 1088537, Location: 45.010673, -93.022387

Leg Direction	TH 36 Off Eastbound						TH 36 On Westbound						White Bear Ave Northbound						White Bear Ave Southbound						Int
	L	T	R	U	App	Ped*	L	T	R	U	App	Ped*	L	T	R	U	App	Ped*	L	T	R	U	App	Ped*	
2023-05-16 5:00PM	82	0	111	0	193	0	0	0	0	0	0	2	0	267	48	0	315	0	47	253	0	0	300	0	808
5:15PM	116	0	126	0	242	2	0	0	0	0	0	0	0	271	48	0	319	0	41	240	0	0	281	0	842
5:30PM	96	0	154	0	250	1	0	0	0	0	0	0	0	275	54	0	329	0	36	330	0	1	367	0	946
5:45PM	68	0	167	0	235	0	0	1	0	0	1	0	0	258	42	0	300	0	32	298	0	0	330	0	866
Total	362	0	558	0	920	3	0	1	0	0	1	2	0	1071	192	0	1263	0	156	1121	0	1	1278	0	3462
% Approach	39.3%	0%	60.7%	0%	-	-	0%	100%	0%	0%	-	-	0%	84.8%	15.2%	0%	-	-	12.2%	87.7%	0%	0.1%	-	-	-
% Total	10.5%	0%	16.1%	0%	26.6%	-	0%	0%	0%	0%	0%	-	0%	30.9%	5.5%	0%	36.5%	-	4.5%	32.4%	0%	0%	36.9%	-	-
PHF	0.780	-	0.835	-	0.920	-	-	0.250	-	-	0.250	-	-	0.974	0.889	-	0.960	-	0.824	0.849	-	0.250	0.872	-	0.916
Lights	358	0	557	0	915	-	0	1	0	0	1	-	0	1051	190	0	1241	-	154	1115	0	1	1270	-	3427
% Lights	98.9%	0%	99.8%	0%	99.5%	-	0%	100%	0%	0%	100%	-	0%	98.1%	99.0%	0%	98.3%	-	98.7%	99.5%	0%	100%	99.4%	-	99.0%
Articulated Trucks	1	0	1	0	2	-	0	0	0	0	0	-	0	1	1	0	2	-	1	0	0	0	1	-	5
% Articulated Trucks	0.3%	0%	0.2%	0%	0.2%	-	0%	0%	0%	0%	0%	-	0%	0.1%	0.5%	0%	0.2%	-	0.6%	0%	0%	0%	0.1%	-	0.1%
Buses and Single-Unit Trucks	3	0	0	0	3	-	0	0	0	0	0	-	0	19	1	0	20	-	0	6	0	0	6	-	29
% Buses and Single-Unit Trucks	0.8%	0%	0%	0%	0.3%	-	0%	0%	0%	0%	0%	-	0%	1.8%	0.5%	0%	1.6%	-	0%	0.5%	0%	0%	0.5%	-	0.8%
Bicycles on Road	0	0	0	0	0	-	0	0	0	0	0	-	0	0	0	0	0	-	1	0	0	0	1	-	1
% Bicycles on Road	0%	0%	0%	0%	0%	-	0%	0%	0%	0%	0%	-	0%	0%	0%	0%	0%	-	0.6%	0%	0%	0%	0.1%	-	0%
Pedestrians	-	-	-	-	-	3	-	-	-	-	-	2	-	-	-	-	-	0	-	-	-	-	-	0	-
% Pedestrians	-	-	-	-	-	100%	-	-	-	-	-	100%	-	-	-	-	-	-	-	-	-	-	-	-	-
Bicycles on Crosswalk	-	-	-	-	-	0	-	-	-	-	-	0	-	-	-	-	-	0	-	-	-	-	-	0	-
% Bicycles on Crosswalk	-	-	-	-	-	0%	-	-	-	-	-	0%	-	-	-	-	-	-	-	-	-	-	-	-	-

*Pedestrians and Bicycles on Crosswalk. L: Left, R: Right, T: Thru, U: U-Turn

White Bear Ave & TH 36 EB Ramp - 13 Hour Cou... - TMC

Tue May 16, 2023

PM Peak (5 PM - 6 PM) - Overall Peak Hour

All Classes (Lights, Articulated Trucks, Buses and Single-Unit Trucks, Pedestrians, Bicycles on Road, Bicycles on Crosswalk)

All Movements

ID: 1088537, Location: 45.010673, -93.022387

Provided by: SRF Consulting

Group, Inc.

Minneapolis, MN, US

[N] White Bear Ave

Total: 2712

In: 1278

Out: 1434

1121

156

1

[W] TH 36 Off

Total: 921

In: 920

Out: 1

362

558

2

1

1

1

1

Out: 348

In: 1

Total: 349

[E] TH 36 On

Out: 1679

In: 1263

Total: 2942

[S] White Bear Ave

1071

192

