



Turning Movement Count

SRF Consulting Group

3701 Wayzata Blvd, Suite 100, Minneapolis, MN 55416

Intersection: TH 47 & 37th Avenue

Date: 10/23/2024

Start Time	37th Avenue EB					W Leg Peds	37th Avenue WB					E Leg Peds	TH 47 NB					S Leg Peds	TH 47 SB					N Leg Peds	15 min Veh. Total	15 min Ped Total
	U	L	T	R	U		L	T	R	U	L		T	R	U	L	T		R							
6:00	-	5	4	6	-	-	13	2	7	-	1	2	31	5	-	-	13	78	8	-	175	-				
6:15	-	9	-	6	-	-	13	-	12	-	-	4	41	4	-	-	14	121	2	-	226	-				
6:30	-	6	5	6	-	-	20	6	20	-	-	-	40	5	-	-	21	127	13	-	269	-				
6:45	-	14	9	10	-	-	39	7	22	-	1	3	66	8	-	-	24	164	9	1	376	1				
7:00	-	18	4	13	-	-	38	6	18	-	1	1	87	13	-	-	10	156	9	1	374	1				
7:15	-	11	11	8	-	-	31	8	28	-	-	2	107	16	3	-	28	191	9	-	450	3				
7:30	-	6	9	14	-	-	43	3	39	-	-	6	106	6	1	-	32	235	7	-	506	1				
7:45	-	9	11	16	-	-	46	6	32	-	-	7	127	16	-	-	21	229	4	-	524	-				
8:00	-	7	7	13	-	-	39	3	26	1	1	4	85	15	1	1	21	200	2	-	424	2				
8:15	-	6	5	11	-	-	39	11	38	1	-	5	95	13	2	-	24	171	8	-	426	3				
8:30	-	8	11	7	-	-	35	8	28	-	1	2	79	17	-	-	18	156	6	3	376	3				
8:45	-	9	7	10	-	-	50	6	20	-	1	2	66	15	-	-	28	158	7	2	379	2				
9:00	-	6	6	6	-	-	24	4	25	-	-	7	66	10	-	-	25	114	3	2	296	2				
9:15	-	3	5	5	-	-	22	10	11	-	1	6	68	14	-	-	25	89	8	-	267	-				
9:30	-	7	9	4	-	-	24	3	19	-	-	4	68	10	-	-	19	108	3	3	278	3				
9:45	-	5	5	4	-	-	23	9	19	-	-	4	57	17	-	-	28	72	6	-	249	-				
10:00	-	6	2	7	-	-	25	6	17	-	-	2	60	22	-	-	17	83	4	1	251	1				
10:15	-	4	1	6	-	-	19	4	16	-	1	1	53	14	-	-	16	69	9	2	213	2				
10:30	-	7	5	3	-	-	25	4	24	-	-	3	71	21	-	-	18	74	5	1	260	1				
10:45	-	4	5	-	1	-	18	2	18	-	-	3	74	10	-	-	13	75	5	3	227	4				
11:00	-	2	5	4	-	-	16	10	28	-	-	-	55	16	2	-	19	74	3	-	232	2				
11:15	-	5	4	4	-	-	7	3	26	-	-	3	65	15	-	1	26	66	6	1	231	1				
11:30	-	8	5	4	-	-	20	6	20	-	-	2	74	22	-	-	33	88	3	-	285	-				
11:45	-	9	1	3	-	-	27	14	11	-	-	4	73	21	-	-	28	95	4	-	290	-				
12:00	-	7	4	4	-	-	19	8	18	-	-	3	61	20	-	1	17	77	6	-	245	-				
12:15	-	6	8	5	-	-	15	9	28	-	-	2	78	24	1	-	23	86	8	-	292	1				
12:30	-	9	8	6	-	-	22	6	31	-	-	2	50	25	-	-	28	89	3	-	279	-				
12:45	-	5	3	4	-	-	24	4	26	-	-	5	99	10	-	-	27	84	9	-	300	-				
13:00	-	4	7	3	-	-	17	13	27	-	-	1	89	16	-	1	23	94	1	-	296	-				
13:15	-	6	10	1	-	-	23	5	21	-	-	-	83	21	-	-	25	91	3	-	289	-				
13:30	-	8	5	3	-	-	33	6	26	-	-	4	102	18	-	-	23	106	7	-	341	-				
13:45	-	6	4	5	-	-	24	6	17	-	-	2	108	20	-	1	26	99	11	-	329	-				
14:00	-	11	5	5	-	-	22	7	30	-	-	5	122	24	-	-	15	106	8	1	360	1				
14:15	-	5	4	3	-	-	26	7	26	-	-	8	129	26	-	-	38	117	11	-	400	-				
14:30	-	4	9	7	-	-	28	10	21	-	-	2	122	29	-	-	28	110	12	-	382	-				
14:45	-	5	9	2	-	-	29	8	25	-	-	4	143	21	-	-	28	98	10	-	382	-				
15:00	-	12	13	6	-	-	25	18	35	-	-	2	142	41	-	-	25	125	8	2	452	2				
15:15	-	10	8	5	1	-	18	3	30	-	3	9	166	31	-	-	35	128	5	1	451	2				
15:30	-	7	7	3	-	-	40	12	22	-	-	10	182	32	-	-	27	141	11	3	494	3				
15:45	-	12	7	5	-	-	30	13	30	-	-	5	163	33	-	-	29	122	4	1	453	1				
16:00	-	17	6	4	-	-	35	9	46	-	-	4	166	53	-	-	28	98	10	1	476	1				
16:15	-	8	8	5	-	-	24	11	40	-	-	2	227	43	-	-	32	119	8	1	527	1				
16:30	-	4	9	6	-	-	38	22	58	-	1	4	257	43	-	-	35	128	9	1	614	1				
16:45	-	8	6	5	-	-	38	5	38	-	-	2	216	37	-	-	25	125	7	1	512	1				
17:00	-	4	14	11	-	-	36	8	47	-	-	4	181	38	1	-	19	102	10	-	474	1				
17:15	-	11	7	6	-	-	43	17	36	-	-	5	182	46	-	-	36	97	3	-	489	-				
17:30	-	12	14	8	-	-	39	11	37	-	-	4	129	36	-	-	29	125	10	2	454	2				
17:45	-	13	6	6	-	-	25	10	30	-	-	9	153	33	-	-	19	115	10	-	429	-				
18:00	-	9	7	8	-	-	28	17	37	-	-	1	105	32	1	-	21	114	12	1	391	2				
18:15	-	6	5	6	-	-	26	9	20	-	-	5	105	27	1	-	35	100	17	-	361	1				
18:30	-	6	7	4	-	-	23	5	22	-	-	1	109	22	-	-	32	117	8	-	356	-				
18:45	-	10	10	5	-	-	16	6	19	-	1	-	105	17	-	-	33	98	13	1	333	1				
Total	-	399	346	311	2	-	1,422	406	1,367	2	13	182	5,488	1,143	13	5	1,282	6,004	377	36	18,745	53				
Trucks	-	8%	8%	4%		-	7%	4%	6%		8%	5%	6%	8%		-	6%	7%	11%		7%					



Turning Movement Count

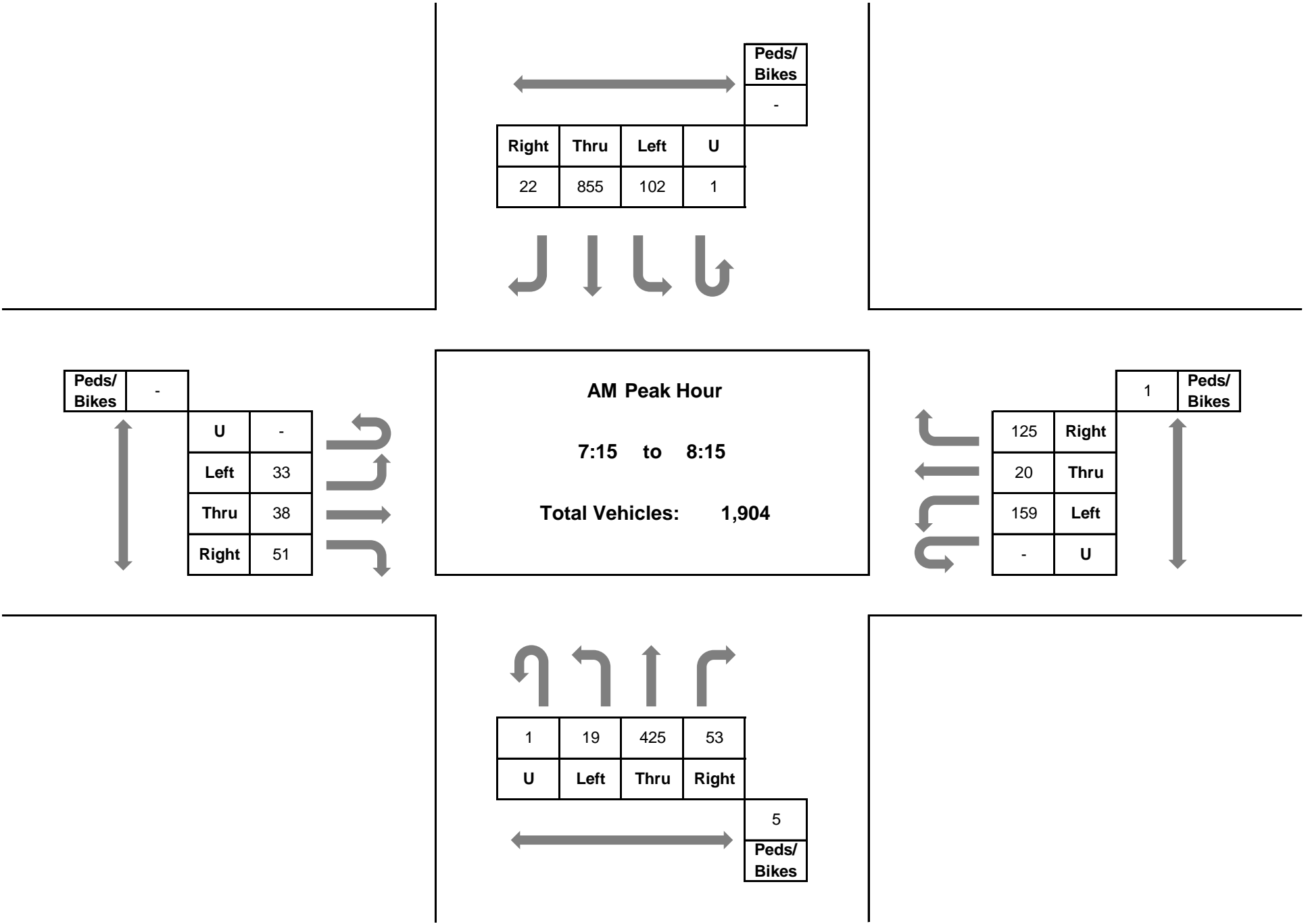
SRF Consulting Group

3701 Wayzata Blvd, Suite 100, Minneapolis, MN 55416

Intersection: TH 47 & 37th Avenue

Date: 10/23/2024

Start Time	37th Avenue EB					W Leg Peds	37th Avenue WB					E Leg Peds	TH 47 NB					S Leg Peds	TH 47 SB					N Leg Peds	15 min Veh. Total	15 min Ped Total
	U	L	T	R	U		L	T	R	U	L		T	R	U	L	T		R							
7:15	-	11	11	8	-	-	31	8	28	-	-	2	107	16	3	-	28	191	9	-	450	3				
7:30	-	6	9	14	-	-	43	3	39	-	-	6	106	6	1	-	32	235	7	-	506	1				
7:45	-	9	11	16	-	-	46	6	32	-	-	7	127	16	-	-	21	229	4	-	524	-				
8:00	-	7	7	13	-	-	39	3	26	1	1	4	85	15	1	1	21	200	2	-	424	2				
Total	-	33	38	51	-	-	159	20	125	1	1	19	425	53	5	1	102	855	22	-	1,904	6				
PHF	-	0.75	0.86	0.80	-	-	0.86	0.63	0.80	-	0.25	0.68	0.84	0.83	-	0.25	0.80	0.91	0.61	-	0.91	-				
Trucks	-	12%	13%	2%	-	-	6%	-	7%	-	-	11%	6%	15%	-	-	3%	5%	18%	-	6%	-				





Turning Movement Count

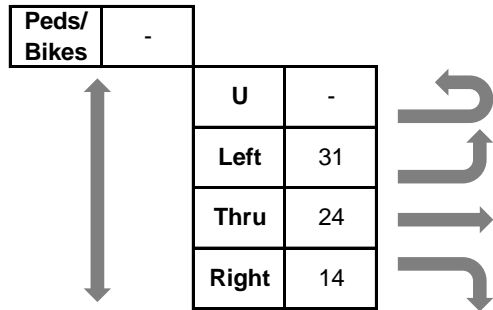
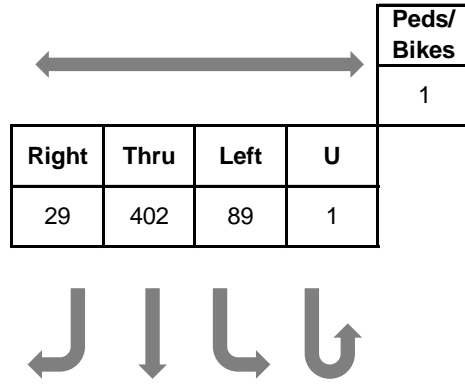
SRF Consulting Group

3701 Wayzata Blvd, Suite 100, Minneapolis, MN 55416

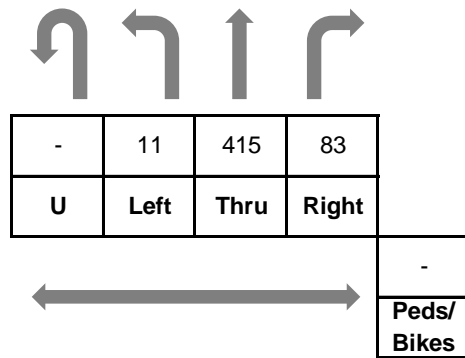
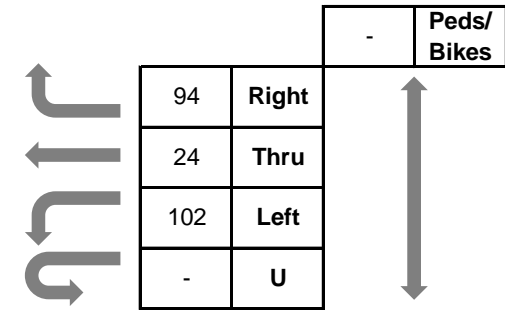
Intersection: TH 47 & 37th Avenue

Date: 10/23/2024

Start Time	37th Avenue EB					W Leg Peds	37th Avenue WB					E Leg Peds	TH 47 NB					S Leg Peds	TH 47 SB					N Leg Peds	15 min Veh. Total	15 min Ped Total
	U	L	T	R	U		L	T	R	U	L		T	R	U	L	T		R							
13:15	-	6	10	1	-	-	23	5	21	-	-	-	83	21	-	-	25	91	3	-	289	-				
13:30	-	8	5	3	-	-	33	6	26	-	-	4	102	18	-	-	23	106	7	-	341	-				
13:45	-	6	4	5	-	-	24	6	17	-	-	2	108	20	-	1	26	99	11	-	329	-				
14:00	-	11	5	5	-	-	22	7	30	-	-	5	122	24	-	-	15	106	8	1	360	1				
Total	-	31	24	14	-	-	102	24	94	-	-	11	415	83	-	1	89	402	29	1	1,319	1				
PHF	-	0.70	0.60	0.70	-	-	0.77	0.86	0.78	-	-	0.55	0.85	0.86	-	0.25	0.86	0.95	0.66	-	0.92	-				
Trucks	-	6%	8%	7%	-	-	9%	-	4%	-	-	18%	10%	8%	-	-	9%	11%	10%	-	9%	-				



Midday Peak Hour
13:15 to 14:15
Total Vehicles: 1,319





Turning Movement Count

SRF Consulting Group

3701 Wayzata Blvd, Suite 100, Minneapolis, MN 55416

Intersection: TH 47 & 37th Avenue

Date: 10/23/2024

Start Time	37th Avenue EB					W Leg Peds	37th Avenue WB					E Leg Peds	TH 47 NB					S Leg Peds	TH 47 SB					N Leg Peds	15 min Veh. Total	15 min Ped Total
	U	L	T	R	U		L	T	R	U	L		T	R	U	L	T		R							
16:00	-	17	6	4	-	-	35	9	46	-	-	4	166	53	-	-	28	98	10	1	476	1				
16:15	-	8	8	5	-	-	24	11	40	-	-	2	227	43	-	-	32	119	8	1	527	1				
16:30	-	4	9	6	-	-	38	22	58	-	1	4	257	43	-	-	35	128	9	1	614	1				
16:45	-	8	6	5	-	-	38	5	38	-	-	2	216	37	-	-	25	125	7	1	512	1				
Total	-	37	29	20	-	-	135	47	182	-	1	12	866	176	-	-	120	470	34	4	2,129	4				
PHF	-	0.54	0.81	0.83	-	-	0.89	0.53	0.78	-	0.25	0.75	0.84	0.83	-	-	0.86	0.92	0.85	-	0.87	-				
Trucks	-	5%	-	15%	-	-	4%	4%	3%	-	-	2%	3%	-	-	3%	2%	3%	-	-	3%	-				

