



Turning Movement Count

SRF Consulting Group

3701 Wayzata Blvd, Suite 100, Minneapolis, MN 55416

Intersection: TH 47 & 73rd Avenue

Date: 10/30/2024

Start Time	73rd Avenue EB					W Leg Peds	73rd Avenue WB					E Leg Peds	TH 47 NB					S Leg Peds	TH 47 SB					N Leg Peds	15 min Veh. Total	15 min Ped Total
	U	L	T	R	U		L	T	R	U	L		T	R	U	L	T		R							
6:00	-	1	4	9	1	-	21	2	6	-	-	9	69	13	2	-	12	117	7	-	270	3				
6:15	-	-	1	10	1	-	23	4	6	-	-	10	104	14	3	-	24	126	6	-	328	4				
6:30	-	1	2	7	-	-	26	22	9	-	-	15	144	29	-	-	14	171	9	-	449	-				
6:45	-	6	18	12	-	-	29	15	21	-	-	15	128	26	1	-	15	166	7	1	458	2				
7:00	-	2	10	9	-	-	30	9	17	-	-	14	159	20	1	-	21	179	9	-	479	1				
7:15	1	2	9	10	-	-	42	6	12	-	-	6	148	11	-	-	23	254	2	-	526	-				
7:30	-	2	15	11	-	-	65	28	17	-	-	8	171	39	1	-	23	322	9	-	710	1				
7:45	-	1	14	10	1	-	47	15	22	-	-	13	190	28	1	-	48	446	10	1	844	3				
8:00	-	3	19	7	-	-	34	22	27	-	1	20	161	31	-	-	52	305	8	-	690	-				
8:15	-	-	8	11	-	-	25	24	31	-	-	9	172	38	1	-	40	228	5	-	591	1				
8:30	-	3	14	10	-	-	35	13	21	-	-	12	142	22	-	-	32	211	7	-	522	-				
8:45	-	1	4	7	-	-	30	12	25	-	-	14	151	29	-	-	19	179	4	-	475	-				
9:00	-	3	8	3	-	-	30	10	27	-	-	7	193	21	-	-	16	175	7	-	500	-				
9:15	-	2	6	9	1	-	11	9	23	-	-	14	168	22	-	-	11	144	2	1	421	2				
9:30	-	3	14	10	-	-	26	12	21	-	-	13	171	13	-	-	17	172	5	-	477	-				
9:45	-	3	9	11	-	-	14	7	26	-	-	18	171	23	-	-	29	167	5	-	483	-				
10:00	-	-	11	11	-	-	17	11	23	-	-	14	150	21	-	-	20	141	4	-	423	-				
10:15	-	5	9	5	-	-	26	13	18	-	-	14	149	16	-	1	17	193	7	-	473	-				
10:30	-	3	6	14	-	-	13	10	19	-	1	9	177	23	-	-	21	157	8	-	461	-				
10:45	-	3	8	5	1	-	14	15	22	-	-	14	198	16	-	-	18	156	10	-	479	1				
11:00	-	5	13	15	2	-	17	11	23	-	-	18	176	17	-	-	15	161	8	1	479	3				
11:15	-	4	18	12	-	-	11	12	33	-	-	12	190	19	-	-	27	174	7	-	519	-				
11:30	-	8	27	24	1	-	19	15	32	-	-	14	197	29	-	2	14	158	4	1	543	2				
11:45	-	7	20	16	-	-	24	18	31	-	-	23	203	30	-	-	28	168	9	1	577	1				
12:00	-	7	21	18	-	-	13	16	45	-	-	7	192	30	1	-	25	204	9	1	587	2				
12:15	-	9	11	19	-	-	32	12	29	-	1	14	194	21	-	-	37	192	12	-	583	-				
12:30	-	4	10	15	-	-	15	8	34	-	-	18	239	21	-	-	24	184	4	-	576	-				
12:45	-	4	13	16	-	-	12	4	16	-	-	14	247	27	1	-	25	183	5	1	566	2				
13:00	-	5	9	17	1	-	20	14	31	-	-	17	209	22	-	-	20	180	6	1	550	2				
13:15	-	3	12	20	2	-	17	16	22	-	-	18	217	34	-	-	19	184	8	1	570	3				
13:30	-	10	17	18	-	-	28	20	32	-	1	18	241	36	4	1	30	220	6	-	678	4				
13:45	-	11	13	29	-	-	22	8	27	-	-	20	198	27	-	1	22	166	9	-	553	-				
14:00	-	10	15	32	1	-	18	7	41	-	-	20	218	16	-	-	25	211	4	-	617	1				
14:15	-	7	11	25	-	-	24	9	23	-	-	17	253	36	-	1	30	213	4	-	653	-				
14:30	-	46	43	56	-	-	28	18	60	-	-	27	293	38	-	-	23	188	8	-	828	-				
14:45	1	11	19	23	1	-	18	16	45	-	-	11	272	44	2	-	35	218	9	-	722	3				
15:00	-	15	26	18	-	-	42	22	85	-	1	17	283	34	-	2	26	248	5	1	824	1				
15:15	-	11	21	14	-	-	20	15	53	-	-	11	284	50	2	2	23	210	6	1	720	3				
15:30	-	13	28	27	-	-	48	18	58	-	1	10	277	69	-	1	43	226	5	-	824	-				
15:45	-	9	17	33	-	-	35	15	46	-	-	13	302	53	-	-	35	236	8	-	802	-				
16:00	-	13	25	35	-	-	54	25	97	-	-	10	333	36	-	1	23	252	5	-	909	-				
16:15	-	9	18	23	-	-	48	17	58	-	-	15	296	38	-	1	13	211	5	-	752	-				
16:30	1	5	21	20	-	-	24	19	44	-	-	9	249	37	-	-	18	269	4	-	720	-				
16:45	-	5	17	15	2	-	30	13	32	-	-	19	335	47	1	-	25	254	8	2	800	5				
17:00	-	11	21	20	-	-	28	16	51	-	1	10	308	43	1	-	18	202	7	-	736	1				
17:15	-	7	10	12	-	-	31	16	26	-	-	9	219	22	2	-	20	203	11	-	586	2				
17:30	-	5	12	11	-	-	20	13	36	-	-	5	243	35	-	-	32	224	13	-	649	-				
17:45	-	1	6	19	-	-	15	12	24	-	-	13	224	38	-	-	19	172	15	-	558	-				
18:00	-	4	8	7	-	-	32	18	39	-	-	14	241	25	-	1	23	181	19	-	612	-				
18:15	-	7	12	12	-	-	25	9	24	-	-	13	221	31	-	-	21	190	8	-	573	-				
18:30	-	6	8	21	-	-	24	5	38	-	-	13	208	27	-	-	18	208	1	-	577	-				
18:45	-	1	3	11	-	-	12	2	23	-	-	5	195	23	-	-	30	182	3	-	490	-				
Total	3	317	714	834	15	-	1,364	698	1,651	-	7	702	10,873	1,510	24	14	1,258	10,481	366	14	30,792	53				
Trucks	-	3%	4%	4%		-	3%	4%	3%		-	5%	3%	4%		-	3%	4%	2%		4%					



Turning Movement Count

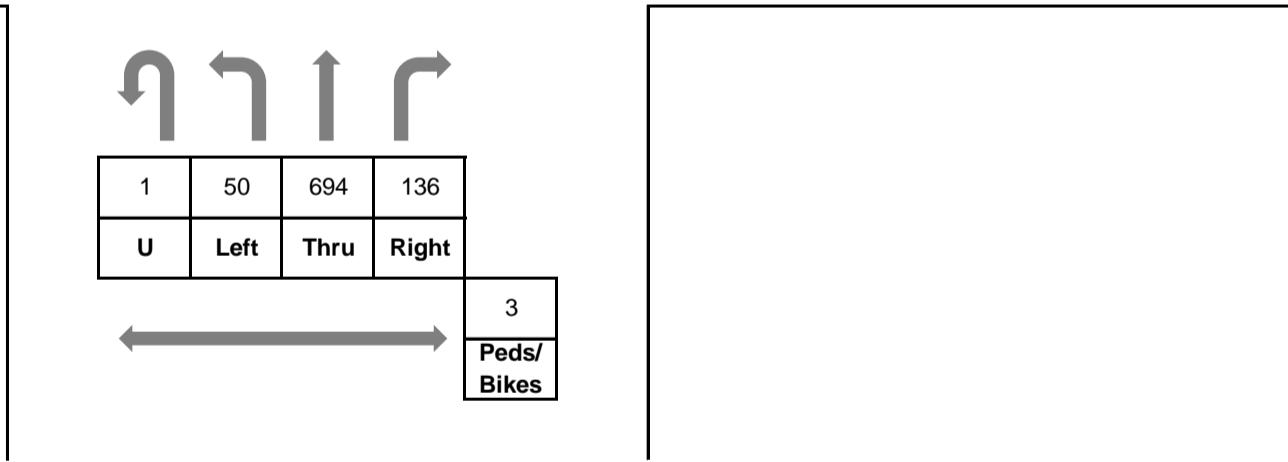
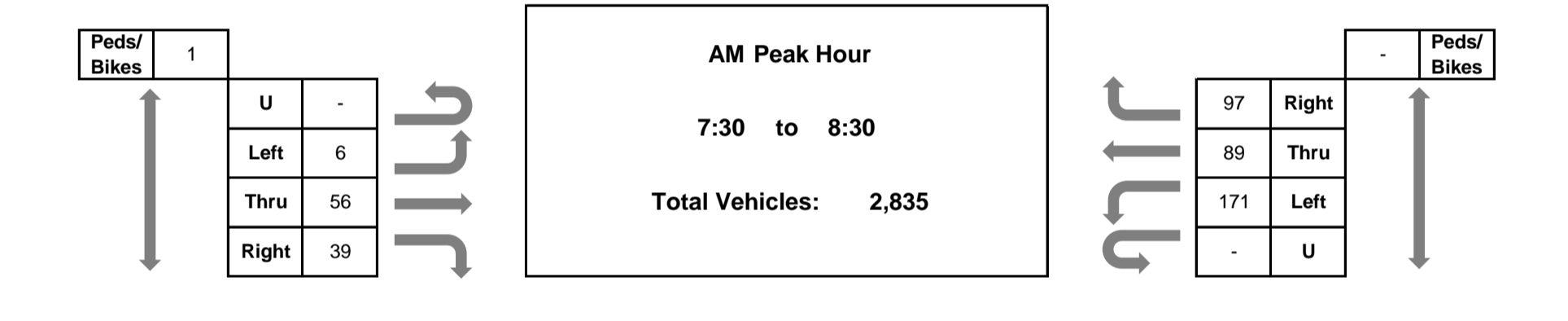
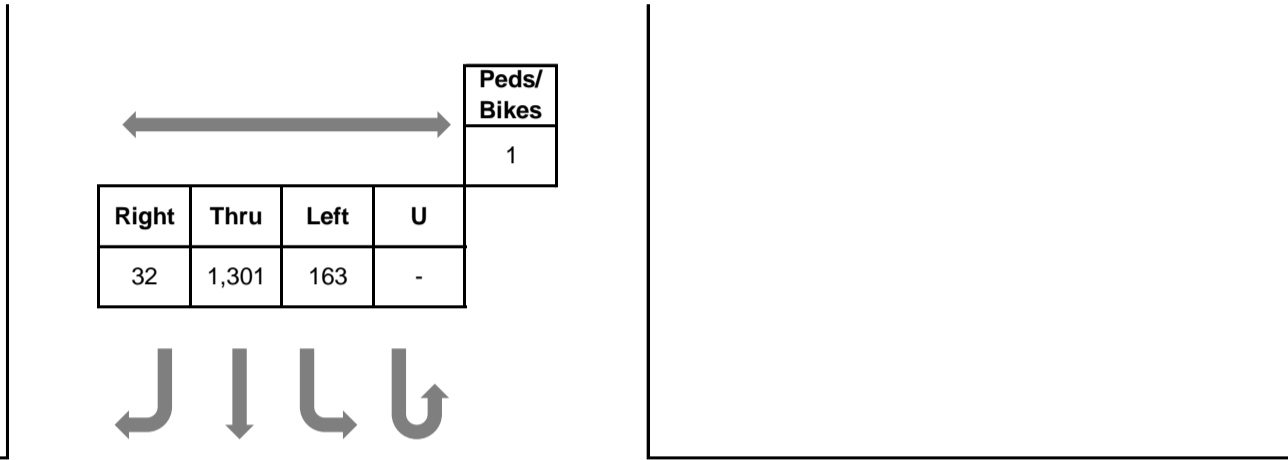
SRF Consulting Group

3701 Wayzata Blvd, Suite 100, Minneapolis, MN 55416

Intersection: TH 47 & 73rd Avenue

Date: 10/30/2024

Start Time	73rd Avenue EB					W Leg Peds	73rd Avenue WB					E Leg Peds	TH 47 NB					S Leg Peds	TH 47 SB					N Leg Peds	15 min Veh. Total	15 min Ped Total
	U	L	T	R	U		L	T	R	U	L		T	R	U	L	T		R							
7:30	-	2	15	11	-	-	65	28	17	-	-	8	171	39	1	-	23	322	9	-	710	1				
7:45	-	1	14	10	1	-	47	15	22	-	-	13	190	28	1	-	48	446	10	1	844	3				
8:00	-	3	19	7	-	-	34	22	27	-	1	20	161	31	-	-	52	305	8	-	690	-				
8:15	-	-	8	11	-	-	25	24	31	-	-	9	172	38	1	-	40	228	5	-	591	1				
Total	-	6	56	39	1	-	171	89	97	-	1	50	694	136	3	-	163	1,301	32	1	2,835	5				
PHF	-	0.50	0.74	0.89		-	0.66	0.79	0.78		0.25	0.63	0.91	0.87		-	0.78	0.73	0.80		0.84					
Trucks	-	-	7%	13%		-	5%	9%	1%		-	8%	4%	2%		-	3%	3%	3%		4%					





Turning Movement Count

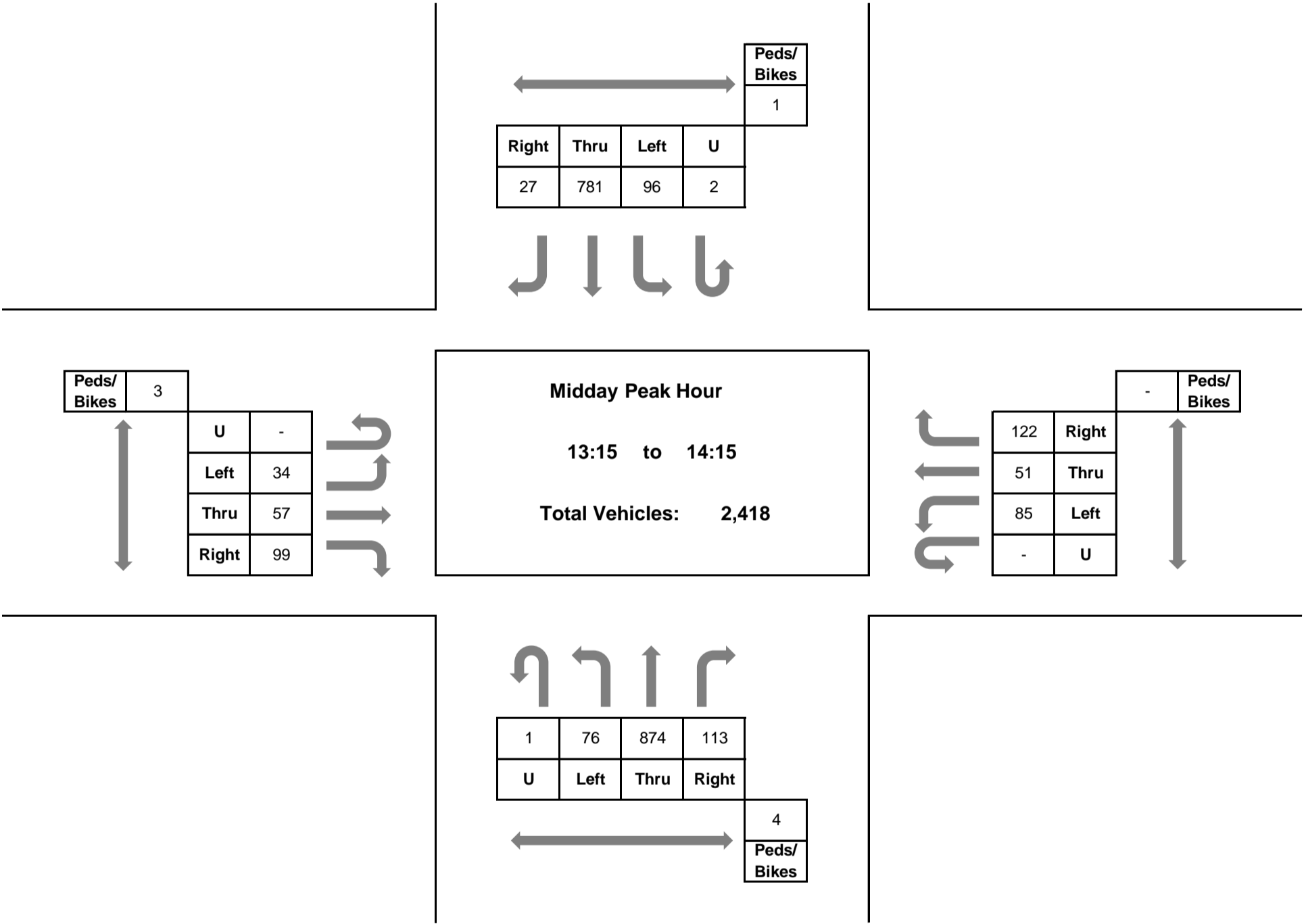
SRF Consulting Group

3701 Wayzata Blvd, Suite 100, Minneapolis, MN 55416

Intersection: TH 47 & 73rd Avenue

Date: 10/30/2024

Start Time	73rd Avenue EB					W Leg Peds	73rd Avenue WB					E Leg Peds	TH 47 NB					S Leg Peds	TH 47 SB					N Leg Peds	15 min Veh. Total	15 min Ped Total
	U	L	T	R	U		L	T	R	U	L		T	R	U	L	T		R							
13:15	-	3	12	20	2	-	17	16	22	-	-	18	217	34	-	-	19	184	8	1	570	3				
13:30	-	10	17	18	-	-	28	20	32	-	1	18	241	36	4	1	30	220	6	-	678	4				
13:45	-	11	13	29	-	-	22	8	27	-	-	20	198	27	-	1	22	166	9	-	553	-				
14:00	-	10	15	32	1	-	18	7	41	-	-	20	218	16	-	-	25	211	4	-	617	1				
Total	-	34	57	99	3	-	85	51	122	-	1	76	874	113	4	2	96	781	27	1	2,418	8				
PHF	-	0.77	0.84	0.77		-	0.76	0.64	0.74		0.25	0.95	0.91	0.78		0.50	0.80	0.89	0.75		0.89					
Trucks	-	-	5%	3%		-	5%	4%	1%		-	7%	4%	3%		-	8%	8%	-		5%					





Turning Movement Count

SRF Consulting Group

3701 Wayzata Blvd, Suite 100, Minneapolis, MN 55416

Intersection: TH 47 & 73rd Avenue

Date: 10/30/2024

Start Time	73rd Avenue EB					W Leg Peds	73rd Avenue WB				E Leg Peds	TH 47 NB				S Leg Peds	TH 47 SB				N Leg Peds	15 min Veh. Total	15 min Ped Total
	U	L	T	R	U		L	T	R	U		L	T	R	U		L	T	R				
15:30	-	13	28	27	-	-	48	18	58	-	1	10	277	69	-	1	43	226	5	-	824	-	
15:45	-	9	17	33	-	-	35	15	46	-	-	13	302	53	-	-	35	236	8	-	802	-	
16:00	-	13	25	35	-	-	54	25	97	-	-	10	333	36	-	1	23	252	5	-	909	-	
16:15	-	9	18	23	-	-	48	17	58	-	-	15	296	38	-	1	13	211	5	-	752	-	
Total	-	44	88	118	-	-	185	75	259	-	1	48	1,208	196	-	3	114	925	23	-	3,287	-	
PHF	-	0.85	0.79	0.84	-	-	0.86	0.75	0.67	-	0.25	0.80	0.91	0.71	-	0.75	0.66	0.92	0.72	-	0.90	-	
Trucks	-	-	1%	1%	-	-	1%	-	1%	-	-	2%	2%	2%	-	-	1%	2%	-	-	2%	-	

