

SRF Consulting Group, Inc.

One Carlson Parkway, Suite 150
Plymouth, MN 55447-4443

SRF No. 8060: Hwy 5
Location: Hwy 5/Great Plains Blvd
Weekday Count
SRF Consulting

File Name : 110_Hwy 5 & Great Plains Blvd
Site Code : 09281120
Start Date : 2/13/2013
Page No : 1

Groups Printed- Cars+ - Heavy Vehicles

Start Time	Great Plains Blvd Southbound					Hwy 5 Westbound					Great Plains Blvd Northbound					Hwy 5 Eastbound					Int. Total
	Peds	Left	Thru	Right	App. Total	Peds	Left	Thru	Right	App. Total	Peds	Left	Thru	Right	App. Total	Peds	Left	Thru	Right	App. Total	
06:00 AM	0	7	3	4	14	0	3	60	6	69	0	1	3	3	7	0	6	227	3	236	326
06:15 AM	0	16	5	2	23	0	4	109	10	123	0	1	3	5	9	0	1	224	2	227	382
06:30 AM	0	21	3	6	30	0	4	117	7	128	0	1	0	15	16	0	5	250	11	266	440
06:45 AM	0	26	0	9	35	0	10	135	12	157	0	2	2	7	11	0	9	331	13	353	556
Total	0	70	11	21	102	0	21	421	35	477	0	5	8	30	43	0	21	1032	29	1082	1704
07:00 AM	0	20	2	5	27	0	10	145	13	168	0	2	4	17	23	0	11	376	16	403	621
07:15 AM	0	29	10	3	42	0	15	163	10	188	0	4	8	17	29	0	21	406	17	444	703
07:30 AM	0	28	12	6	46	0	15	152	11	178	0	6	3	19	28	0	18	463	32	513	765
07:45 AM	0	40	11	10	61	0	18	188	2	208	0	12	15	24	51	0	14	369	25	408	728
Total	0	117	35	24	176	0	58	648	36	742	0	24	30	77	131	0	64	1614	90	1768	2817
08:00 AM	0	36	10	6	52	0	16	147	4	167	0	5	23	23	51	0	36	400	29	465	735
08:15 AM	2	37	17	10	66	0	14	180	10	204	0	5	14	13	32	0	20	323	22	365	667
08:30 AM	0	42	22	8	72	0	13	179	15	207	0	6	16	17	39	1	16	269	11	297	615
08:45 AM	0	37	12	3	52	0	16	177	4	197	0	16	18	34	68	0	6	251	24	281	598
Total	2	152	61	27	242	0	59	683	33	775	0	32	71	87	190	1	78	1243	86	1408	2615
09:00 AM	0	26	7	7	40	0	16	165	14	195	0	12	7	17	36	0	6	213	15	234	505
09:15 AM	0	25	11	9	45	0	15	157	10	182	0	8	17	11	36	0	8	208	23	239	502
*** BREAK ***																					
Total	0	51	18	16	85	0	31	322	24	377	0	20	24	28	72	0	14	421	38	473	1007
*** BREAK ***																					
10:30 AM	0	40	6	3	49	0	21	128	11	160	0	13	13	16	42	0	2	203	16	221	472
10:45 AM	0	23	8	7	38	0	16	152	17	185	0	10	6	8	24	0	4	179	20	203	450
Total	0	63	14	10	87	0	37	280	28	345	0	23	19	24	66	0	6	382	36	424	922
11:00 AM	0	26	18	9	53	0	20	150	21	191	0	13	7	29	49	0	10	204	29	243	536
11:15 AM	0	30	15	8	53	0	22	163	24	209	0	18	12	22	52	0	10	202	30	242	556
11:30 AM	0	21	16	6	43	0	32	187	18	237	0	24	23	17	64	0	12	197	13	222	566
11:45 AM	0	35	7	13	55	0	22	172	21	215	0	17	13	22	52	0	14	230	32	276	598
Total	0	112	56	36	204	0	96	672	84	852	0	72	55	90	217	0	46	833	104	983	2256
12:00 PM	0	35	22	11	68	0	17	189	18	224	0	30	10	20	60	0	8	188	18	214	566
12:15 PM	0	41	21	12	74	0	26	196	14	236	1	21	11	27	60	0	5	212	18	235	605
12:30 PM	0	40	18	5	63	0	17	176	16	209	0	18	18	20	56	0	13	197	36	246	574
12:45 PM	0	43	25	7	75	0	19	217	22	258	0	14	12	17	43	0	9	228	29	266	642
Total	0	159	86	35	280	0	79	778	70	927	1	83	51	84	219	0	35	825	101	961	2387
01:00 PM	0	37	14	10	61	0	24	189	19	232	0	14	10	21	45	0	5	182	21	208	546
01:15 PM	0	48	14	3	65	0	22	188	22	232	0	8	13	20	41	0	11	212	21	244	582
*** BREAK ***																					
Total	0	85	28	13	126	0	46	377	41	464	0	22	23	41	86	0	16	394	42	452	1128
*** BREAK ***																					
02:30 PM	0	34	8	9	51	0	19	263	16	298	2	19	11	17	49	0	16	220	18	254	652
02:45 PM	0	25	21	11	57	0	24	248	20	292	1	15	12	13	41	1	13	220	10	244	634
Total	0	59	29	20	108	0	43	511	36	590	3	34	23	30	90	1	29	440	28	498	1286
03:00 PM	0	29	16	7	52	0	26	224	13	263	0	14	14	15	43	0	21	238	18	277	635
03:15 PM	0	35	14	15	64	0	21	280	14	315	0	18	24	14	56	0	24	271	24	319	754
03:30 PM	0	40	18	14	72	0	50	254	23	327	0	23	10	13	46	0	17	223	12	252	697
03:45 PM	0	35	18	10	63	0	48	276	28	352	0	19	18	32	69	0	11	233	15	259	743
Total	0	139	66	46	251	0	145	1034	78	1257	0	74	66	74	214	0	73	965	69	1107	2829
04:00 PM	0	42	18	15	75	0	36	344	18	398	0	19	15	18	52	0	12	282	20	314	839
04:15 PM	1	41	25	15	82	0	23	353	32	408	1	21	11	15	48	0	9	229	15	253	791

SRF Consulting Group, Inc.

One Carlson Parkway, Suite 150
Plymouth, MN 55447-4443

SRF No. 8060: Hwy 5
Location: Hwy 5/Great Plains Blvd
Weekday Count
SRF Consulting

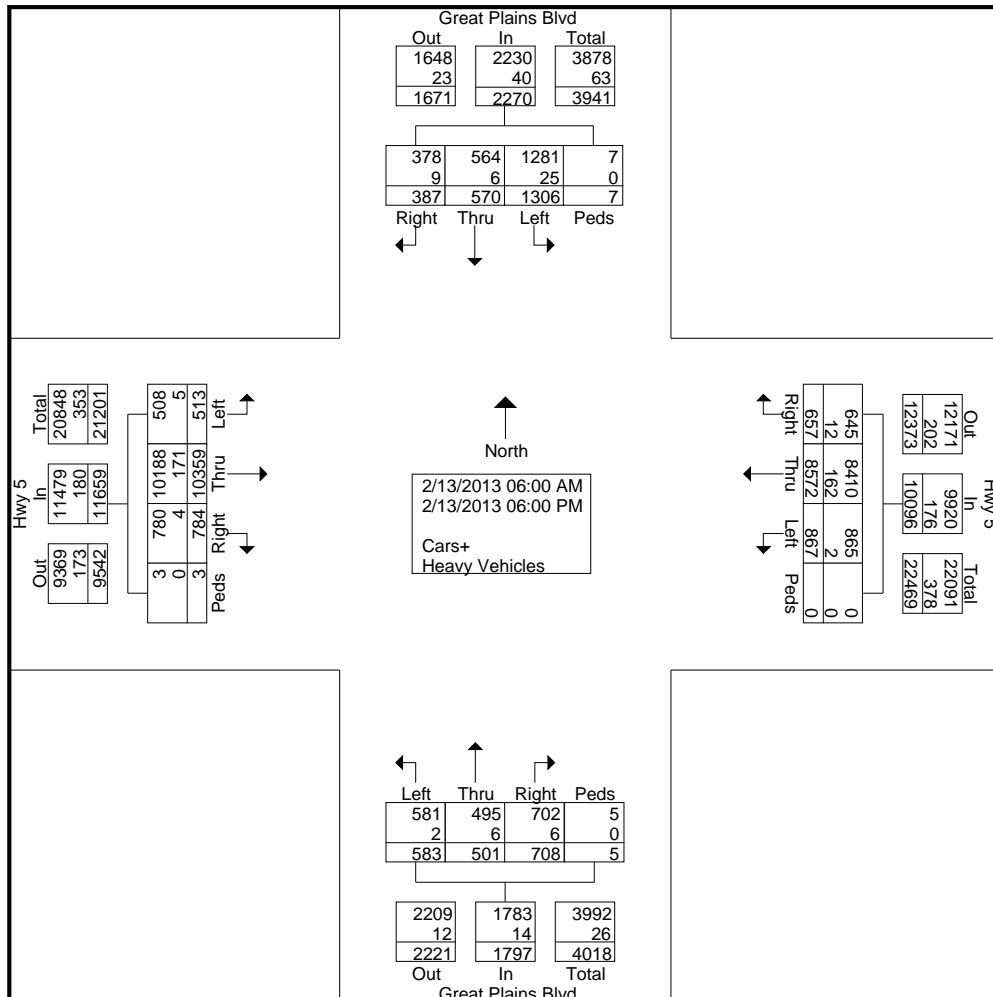
File Name : 110_Hwy 5 & Great Plains Blvd
Site Code : 09281120
Start Date : 2/13/2013
Page No : 2

Groups Printed- Cars+ - Heavy Vehicles

Start Time	Great Plains Blvd Southbound					Hwy 5 Westbound					Great Plains Blvd Northbound					Hwy 5 Eastbound					Int. Total
	Peds	Left	Thru	Right	App. Total	Peds	Left	Thru	Right	App. Total	Peds	Left	Thru	Right	App. Total	Peds	Left	Thru	Right	App. Total	
04:30 PM	0	31	15	17	63	0	28	357	24	409	0	20	9	13	42	0	18	317	19	354	868
04:45 PM	0	36	21	17	74	0	37	358	17	412	0	18	22	17	57	0	15	268	12	295	838
Total	1	150	79	64	294	0	124	1412	91	1627	1	78	57	63	199	0	54	1096	66	1216	3336
05:00 PM	0	37	24	17	78	0	38	348	29	415	0	49	20	23	92	0	17	257	19	293	878
05:15 PM	1	37	24	21	83	0	32	397	21	450	0	17	10	14	41	0	22	309	24	355	929
05:30 PM	1	39	22	25	87	0	30	344	29	403	0	26	24	15	65	1	16	316	23	356	911
05:45 PM	2	36	17	12	67	0	28	345	22	395	0	24	20	28	72	0	22	232	29	283	817
Total	4	149	87	75	315	0	128	1434	101	1663	0	116	74	80	270	1	77	1114	95	1287	3535

*** BREAK ***

Grand Total	7	1306	570	387	2270	0	867	8572	657	10096	5	583	501	708	1797	3	513	10359	784	11659	25822
Apprch %	0.3	57.5	25.1	17		0	8.6	84.9	6.5		0.3	32.4	27.9	39.4		0	4.4	88.8	6.7		
Total %	0	5.1	2.2	1.5	8.8	0	3.4	33.2	2.5	39.1	0	2.3	1.9	2.7	7	0	2	40.1	3	45.2	
Cars+	7	1281	564	378	2230	0	865	8410	645	9920	5	581	495	702	1783	3	508	10188	780	11479	25412
% Cars+	100	98.1	98.9	97.7	98.2	0	99.8	98.1	98.2	98.3	100	99.7	98.8	99.2	99.2	100	99	98.3	99.5	98.5	98.4
Heavy Vehicles	0	25	6	9	40	0	2	162	12	176	0	2	6	6	14	0	5	171	4	180	410
% Heavy Vehicles	0	1.9	1.1	2.3	1.8	0	0.2	1.9	1.8	1.7	0	0.3	1.2	0.8	0.8	0	1	1.7	0.5	1.5	1.6



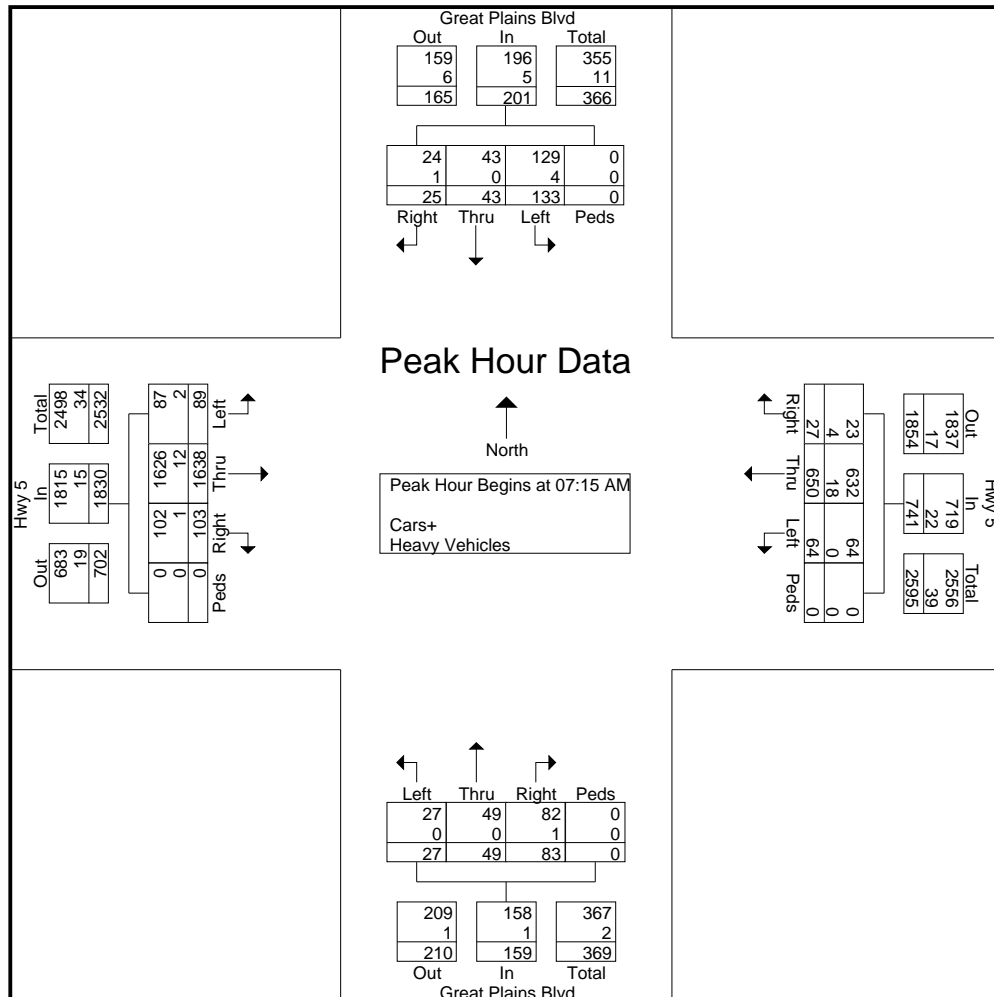
SRF Consulting Group, Inc.

One Carlson Parkway, Suite 150
Plymouth, MN 55447-4443

SRF No. 8060: Hwy 5
Location: Hwy 5/Great Plains Blvd
Weekday Count
SRF Consulting

File Name : 110_Hwy 5 & Great Plains Blvd
Site Code : 09281120
Start Date : 2/13/2013
Page No : 3

Start Time	Great Plains Blvd Southbound					Hwy 5 Westbound					Great Plains Blvd Northbound					Hwy 5 Eastbound					Int. Total
	Peds	Left	Thru	Right	App. Total	Peds	Left	Thru	Right	App. Total	Peds	Left	Thru	Right	App. Total	Peds	Left	Thru	Right	App. Total	
Peak Hour Analysis From 06:00 AM to 08:45 AM - Peak 1 of 1																					
Peak Hour for Entire Intersection Begins at 07:15 AM																					
07:15 AM	0	29	10	3	42	0	15	163	10	188	0	4	8	17	29	0	21	406	17	444	703
07:30 AM	0	28	12	6	46	0	15	152	11	178	0	6	3	19	28	0	18	463	32	513	765
07:45 AM	0	40	11	10	61	0	18	188	2	208	0	12	15	24	51	0	14	369	25	408	728
08:00 AM	0	36	10	6	52	0	16	147	4	167	0	5	23	23	51	0	36	400	29	465	735
Total Volume	0	133	43	25	201	0	64	632	27	741	0	27	49	83	159	0	89	1638	103	1830	2931
% App. Total	0	66.2	21.4	12.4		0	8.6	87.7	3.6		0	17	30.8	52.2		0	4.9	89.5	5.6		
PHF	.000	.831	.896	.625	.824	.000	.889	.864	.614	.891	.000	.563	.533	.865	.779	.000	.618	.884	.805	.892	.958
Cars+	0	129	43	24	196	0	64	632	23	719	0	27	49	82	158	0	87	1626			
% Cars+	0	97.0	100	96.0	97.5	0	100	97.2	85.2	97.0	0	100	100	98.8	99.4	0	97.8	99.3	99.0	99.2	98.5
Heavy Vehicles	0	4	0	1	5	0	0	18	4	22	0	0	0	1	1	0	2	12	1	15	43
% Heavy Vehicles	0	3.0	0	4.0	2.5	0	0	2.8	14.8	3.0	0	0	0	1.2	0.6	0	2.2	0.7	1.0	0.8	1.5




SRF Consulting Group, Inc.

One Carlson Parkway, Suite 150
Plymouth, MN 55447-4443

SRF No. 8060: Hwy 5
Location: Hwy 5/Great Plains Blvd
Weekday Count
SRF Consulting

File Name : 110_Hwy 5 & Great Plains Blvd
Site Code : 09281120
Start Date : 2/13/2013
Page No : 4

Start Time	Great Plains Blvd Southbound					Hwy 5 Westbound					Great Plains Blvd Northbound					Hwy 5 Eastbound					Int. Total
	Peds	Left	Thru	Right	App. Total	Peds	Left	Thru	Right	App. Total	Peds	Left	Thru	Right	App. Total	Peds	Left	Thru	Right	App. Total	
Peak Hour Analysis From 09:00 AM to 12:45 PM - Peak 1 of 1																					
Peak Hour for Entire Intersection Begins at 12:00 PM																					
12:00 PM	0	35	22	11	68	0	17	189	18	224	0	30	10	20	60	0	8	188	18	214	566
12:15 PM	0	41	21	12	74	0	26	196	14	236	1	21	11	27	60	0	5	212	18	235	605
12:30 PM	0	40	18	5	63	0	17	176	16	209	0	18	18	20	56	0	13	197	36	246	574
12:45 PM	0	43	25	7	75	0	19	217	22	258	0	14	12	17	43	0	9	228	29	266	642
Total Volume	0	159	86	35	280	0	79	778	70	927	1	83	51	84	219	0	35	825	101	961	2387
% App. Total	0	56.8	30.7	12.5		0	8.5	83.9	7.6		0.5	37.9	23.3	38.4		0	3.6	85.8	10.5		
PHF	.000	.924	.860	.729	.933	.000	.760	.896	.795	.898	.250	.692	.708	.778	.913	.000	.673	.905	.701	.903	.930
Cars+	0	158	84	34	276	0	79	755	70	904	1	82	51	84	218	0	35	803	101	939	2337
% Cars+	0	99.4	97.7	97.1	98.6	0	100	97.0	100	97.5	100	98.8	100	100	99.5	0	100	97.3	100	97.7	97.9
Heavy Vehicles																					
% Heavy Vehicles	0	0.6	2.3	2.9	1.4	0	0	3.0	0	2.5	0	1.2	0	0.5	0	0	2.7	0	2.3	2.1	



SRF Consulting Group, Inc.

One Carlson Parkway, Suite 150
Plymouth, MN 55447-4443

SRF No. 8060: Hwy 5
Location: Hwy 5/Great Plains Blvd
Weekday Count
SRF Consulting

File Name : 110_Hwy 5 & Great Plains Blvd
Site Code : 09281120
Start Date : 2/13/2013
Page No : 5

Start Time	Great Plains Blvd Southbound					Hwy 5 Westbound					Great Plains Blvd Northbound					Hwy 5 Eastbound					Int. Total
	Peds	Left	Thru	Right	App. Total	Peds	Left	Thru	Right	App. Total	Peds	Left	Thru	Right	App. Total	Peds	Left	Thru	Right	App. Total	
Peak Hour Analysis From 01:00 PM to 04:45 PM - Peak 1 of 1																					
Peak Hour for Entire Intersection Begins at 04:00 PM																					
04:00 PM	0	42	18	15	75	0	36	344	18	398	0	19	15	18	52	0	12	282	20	314	839
04:15 PM	1	41	25	15	82	0	23	353	32	408	1	21	11	15	48	0	9	229	15	253	791
04:30 PM	0	31	15	17	63	0	28	357	24	409	0	20	9	13	42	0	18	317	19	354	868
04:45 PM	0	36	21	17	74	0	37	358	17	412	0	18	22	17	57	0	15	268	12	295	838
Total Volume	1	150	79	64	294	0	124	1412	91	1627	1	78	57	63	199	0	54	1096	66	1216	3336
% App. Total	0.3	51	26.9	21.8		0	7.6	86.8	5.6		0.5	39.2	28.6	31.7		0	4.4	90.1	5.4		
PHF	.250	.893	.790	.941	.896	.000	.838	.986	.711	.987	.250	.929	.648	.875	.873	.000	.750	.864	.825	.859	.961
Cars+	1	146	79	64	290	0	124	1404										1083			
% Cars+	100	97.3	100	100	98.6	0	100	99.4	98.9	99.4	100	100	98.2	98.4	99.0	0	100	98.8	100	98.9	99.2
Heavy Vehicles	0	4	0	0	4	0	0	8	1	9	0	0	1	1	2	0	0	13	0	13	28
% Heavy Vehicles	0	2.7	0	0	1.4	0	0	0.6	1.1	0.6	0	0	1.8	1.6	1.0	0	0	1.2	0	1.1	0.8

