

MINNESOTA DEPARTMENT of TRANSPORTATION

Metro District Traffic Engineering

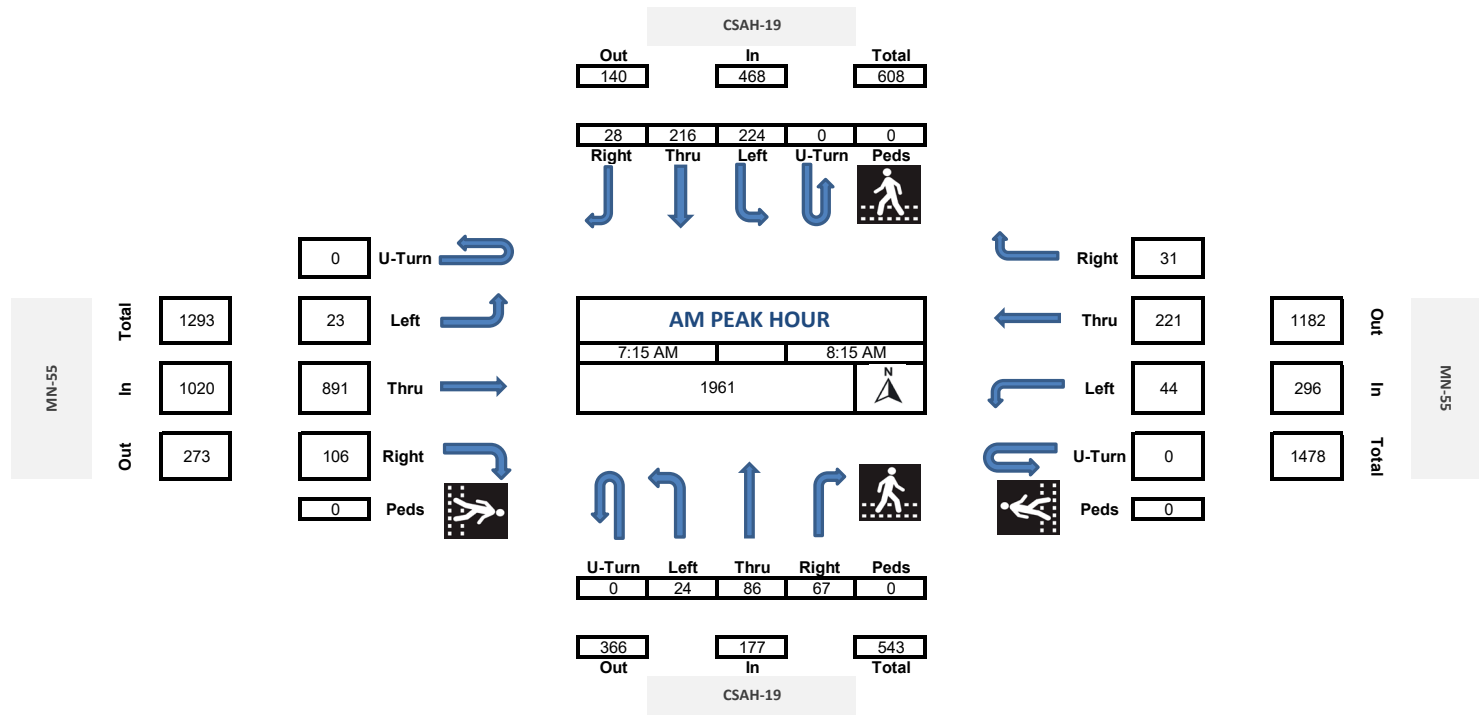
Program Support

METRO TRAFFIC DATA COLLECTION UNIT

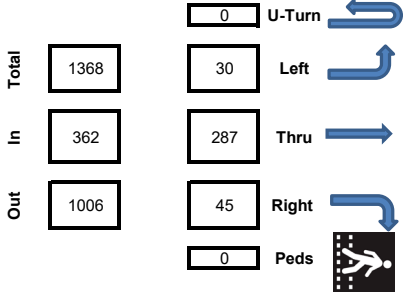
TURN MOVEMENT COUNTS

Intersection: MN55 at CSAH-19_2023																										
City: Loretto																										
County:																										
Ref.Pt.:																										
Start Date: 11/14/2023																										
Road Name	CSAH-19						MN-55						CSAH-19						MN-55							
Direction	South Bound						West Bound						North Bound						East Bound						Int. Total	Peds Total
Start Time	U Turns	Left Turns	Straight Through	Right Turns	EB Ped Crossings	WB Ped Crossings	U Turns	Left Turns	Straight Through	Right Turns	NB Ped Crossings	SB Ped Crossings	U Turns	Left Turns	Straight Through	Right Turns	EB Ped Crossings	WB Ped Crossings	U Turns	Left Turns	Straight Through	Right Turns	NB Ped Crossings	SB Ped Crossings	Int. Total	Peds Total
6:00 AM	0	34	20	0	0	0	0	1	23	4	0	0	0	3	12	9	0	0	0	3	153	9	0	0	271	0
6:15 AM	0	38	22	2	0	0	0	5	30	6	0	0	0	4	12	6	0	0	0	1	192	15	0	0	333	0
6:30 AM	0	42	30	3	0	0	0	7	40	9	0	0	0	7	13	10	0	0	0	3	205	12	0	0	381	0
6:45 AM	0	52	39	4	0	0	0	6	23	9	0	0	0	8	15	12	0	0	0	3	203	20	0	0	394	0
Hourly Total	0	166	111	9	0	0	0	19	116	28	0	0	0	22	52	37	0	0	0	10	753	56	0	0	1379	0
7:00 AM	0	44	32	1	0	0	0	9	59	3	0	0	0	7	23	19	0	0	0	5	215	13	0	0	430	0
7:15 AM	0	63	46	10	0	0	0	8	53	6	0	0	0	9	16	19	0	0	0	5	245	22	0	0	502	0
7:30 AM	0	56	53	3	0	0	0	13	56	11	0	0	0	3	20	14	0	0	0	5	240	29	0	0	503	0
7:45 AM	0	53	62	8	0	0	0	11	67	9	0	0	0	7	22	18	0	0	0	9	219	27	0	0	512	0
Hourly Total	0	216	193	22	0	0	0	41	235	29	0	0	0	26	81	70	0	0	0	24	919	91	0	0	1947	0
8:00 AM	0	52	55	7	0	0	0	12	45	5	0	0	0	5	28	16	0	0	0	4	187	28	0	0	444	0
8:15 AM	0	33	26	7	0	0	1	16	67	12	0	0	0	7	13	13	0	0	0	2	169	17	0	0	383	0
8:30 AM	0	41	26	8	0	0	1	12	54	16	0	0	0	17	23	19	0	0	0	6	149	17	0	0	389	0
8:45 AM	0	21	33	5	0	0	0	8	58	11	0	0	0	6	15	6	0	0	0	4	129	16	0	0	312	0
Hourly Total	0	147	140	27	0	0	2	48	224	44	0	0	0	35	79	54	0	0	0	16	634	78	0	0	1528	0
9:00 AM	0	15	33	3	0	0	0	10	45	10	0	0	0	6	16	21	0	0	0	3	117	16	0	0	295	0
9:15 AM	0	21	25	4	0	0	2	7	65	11	0	0	0	4	19	10	0	0	0	6	112	9	0	0	295	0
9:30 AM	0	26	21	4	0	0	0	12	74	16	0	0	0	8	25	14	0	0	0	6	99	9	0	0	314	0
9:45 AM	0	14	34	4	0	0	1	9	54	8	0	0	0	5	8	8	0	0	0	5	111	10	0	0	271	0
Hourly Total	0	76	113	15	0	0	3	38	238	45	0	0	0	23	68	53	0	0	0	20	439	44	0	0	1175	0
10:00 AM	0	16	23	3	0	0	1	18	80	9	0	0	0	6	18	13	0	0	0	3	67	11	0	0	268	0
10:15 AM	0	14	14	2	0	0	0	20	59	15	0	0	0	11	14	17	0	0	0	1	72	14	0	0	253	0
10:30 AM	0	20	17	4	0	0	0	9	58	17	0	1	0	8	24	4	0	0	0	6	105	9	0	0	281	1
10:45 AM	0	16	16	4	0	0	0	8	66	5	0	0	0	6	24	11	0	0	0	4	72	18	0	0	250	0
Hourly Total	0	66	70	13	0	0	1	55	263	46	0	1	0	31	80	45	0	0	0	14	316	52	0	0	1052	1
11:00 AM	2	12	13	2	0	0	0	13	64	8	0	0	0	8	15	14	0	0	0	6	68	5	0	0	230	0
11:15 AM	0	11	14	5	0	0	0	13	82	12	0	0	0	6	15	14	0	0	0	1	81	9	0	0	263	0
11:30 AM	0	14	13	3	0	0	0	16	78	15	0	0	0	12	21	11	0	0	0	6	69	10	0	0	268	0
11:45 AM	0	13	20	6	0	0	0	15	58	22	0	0	0	13	24	11	0	0	0	2	62	6	0	0	252	0
Hourly Total	2	50	60	16	0	0	0	57	282	57	0	0	0	39	75	50	0	0	0	15	280	30	0	0	1013	0
12:00 PM	0	13	25	6	0	0	4	15	68	20	0	0	0	10	22	18	0	0	0	8	61	9	0	0	279	0
12:15 PM	0	18	19	5	0	0	3	14	80	12	0	0	0	14	25	10	0	0	0	7	72	11	0	0	290	0
12:30 PM	0	19	17	6	0	0	1	15	73	15	0	0	0	11	23	6	0	0	0	1	82	12	0	0	281	0
12:45 PM	0	14	14	8	0	0	2	11	99	16	0	0	0	10	19	9	0	0	0	5	72	18	0	0	297	0
Hourly Total	0	64	75	25	0	0	10	55	320	63	0	0	0	45	89	43	0	0	0	21	287	50	0	0	1147	0
1:00 PM	0	18	18	6	0	0	0	14	71	15	0	0	0	13	18	7	0	0	0	4	56	11	0	0	251	0
1:15 PM	0	6	16	4	0	0	1	14	74	13	0	0	0	11	20	11	0	0	0	9	56	7	0	0	242	0
1:30 PM	0	12	9	0	0	0	0	21	84	20	0	0	0	6	15	14	0	0	0	7	70	8	0	0	266	0
1:45 PM	0	9	20	8	0	0	1	14	92	17	0	0	0	21	29	11	0	0	0	1	64	16	0	0	303	0
Hourly Total	0	45	63	18	0	0	2	63	321	65	0	0	0	51	82	43	0	0	0	21	246	42	0	0	1062	0
2:00 PM	0	10	18	5	0	0	0	22	110	16	0	0	0	11	19	13	0	0	0	3	67	9	0	0	303	0
2:15 PM	0	20	12	9	0	0	0	18	103	23	0	0	0	17	23	8	0	0	0	8	62	11	0	0	314	0
2:30 PM	0	11	29	11	0	0	3	13	135	19	0	0	0	23	33	8	0	0	0	6	66	10	0	0	367	0
2:45 PM	0	7	25	5	0	0	0	23	161	28	0	0	0	23	26	4	0	0	0	3	76	11	0	0	392	0
Hourly Total	0	48	84	30	0	0	3	76	509	86	0	0	0	74	101	33	0	0	0	20	271	41	0	0	1376	0
3:00 PM	0	10	11	5	0	0	0	23	173	35	0	0	0	11	36	15	0	0	0	6	80	19	0	0	424	0

3:15 PM	0	9	19	15	0	0	0	18	164	39	0	0	0	26	40	14	0	0	0	8	67	9	0	0	428	0
3:30 PM	0	9	31	9	0	0	0	21	188	37	0	0	0	21	35	14	0	0	0	8	76	19	0	0	468	0
3:45 PM	0	17	23	7	0	0	1	20	223	37	0	0	0	23	42	12	0	0	0	6	67	10	0	0	488	0
Hourly Total	0	45	84	36	0	0	1	82	748	148	0	0	0	81	153	55	0	0	0	28	290	57	0	0	1808	0
4:00 PM	0	15	21	8	0	0	1	20	218	30	0	0	0	25	44	11	0	0	0	12	71	11	0	0	487	0
4:15 PM	0	8	23	7	0	0	1	11	209	27	0	0	0	28	35	16	0	0	0	7	81	9	0	0	462	0
4:30 PM	0	19	17	10	0	0	2	20	208	28	0	0	0	27	42	10	0	0	0	6	60	11	0	0	460	0
4:45 PM	0	8	20	6	0	0	0	32	240	31	0	0	0	20	43	7	0	0	0	5	75	14	0	0	501	0
Hourly Total	0	50	81	31	0	0	4	83	875	116	0	0	0	100	164	44	0	0	0	30	287	45	0	0	1910	0
5:00 PM	0	16	27	4	0	0	0	20	175	27	0	0	0	27	56	8	0	0	0	10	69	8	0	0	447	0
5:15 PM	0	16	25	10	0	0	0	24	210	38	0	0	0	18	52	5	0	0	0	10	72	12	0	0	492	0
5:30 PM	0	4	17	7	0	0	0	29	166	37	0	0	0	9	34	12	0	0	0	6	70	12	0	0	403	0
5:45 PM	0	14	21	4	0	0	0	13	130	26	0	0	0	8	58	3	0	0	0	5	30	22	0	0	334	0
Hourly Total	0	50	90	25	0	0	0	86	681	128	0	0	0	62	200	28	0	0	0	31	241	54	0	0	1676	0
TOTAL	2	1023	1164	267	0	0	26	703	4812	855	0	1	0	589	1224	555	0	0	0	250	4963	640	0	0	17073	1
Cars+	2	991	1078	257			26	671	4491	813			0	572	1144	532			0	237	4661	619				
Trucks	0	32	86	10			0	32	321	42			0	17	80	23			0	13	302	21			979	
% Trucks	0.0	3.1	7.4	3.7			0.0	4.6	6.7	4.9			0.0	2.9	6.5	4.1			0.0	5.2	6.1	3.3			5.7	

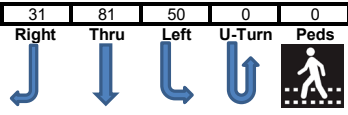


MN-55

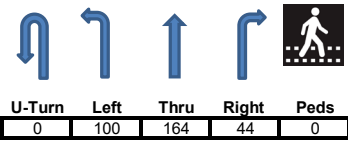


Total	1368
In	362
Out	1006

CSAH-19		
Out	In	Total
310	162	472

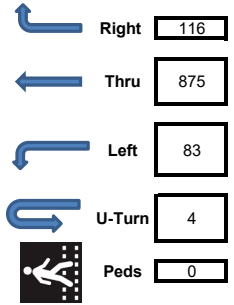


PM PEAK HOUR		
4:00 PM		5:00 PM
1910		N



209	308	517
Out	In	Total

CSAH-19



Out	381
In	1078
Total	1459

MN-55