

# MINNESOTA DEPARTMENT of TRANSPORTATION

Metro District Traffic Engineering

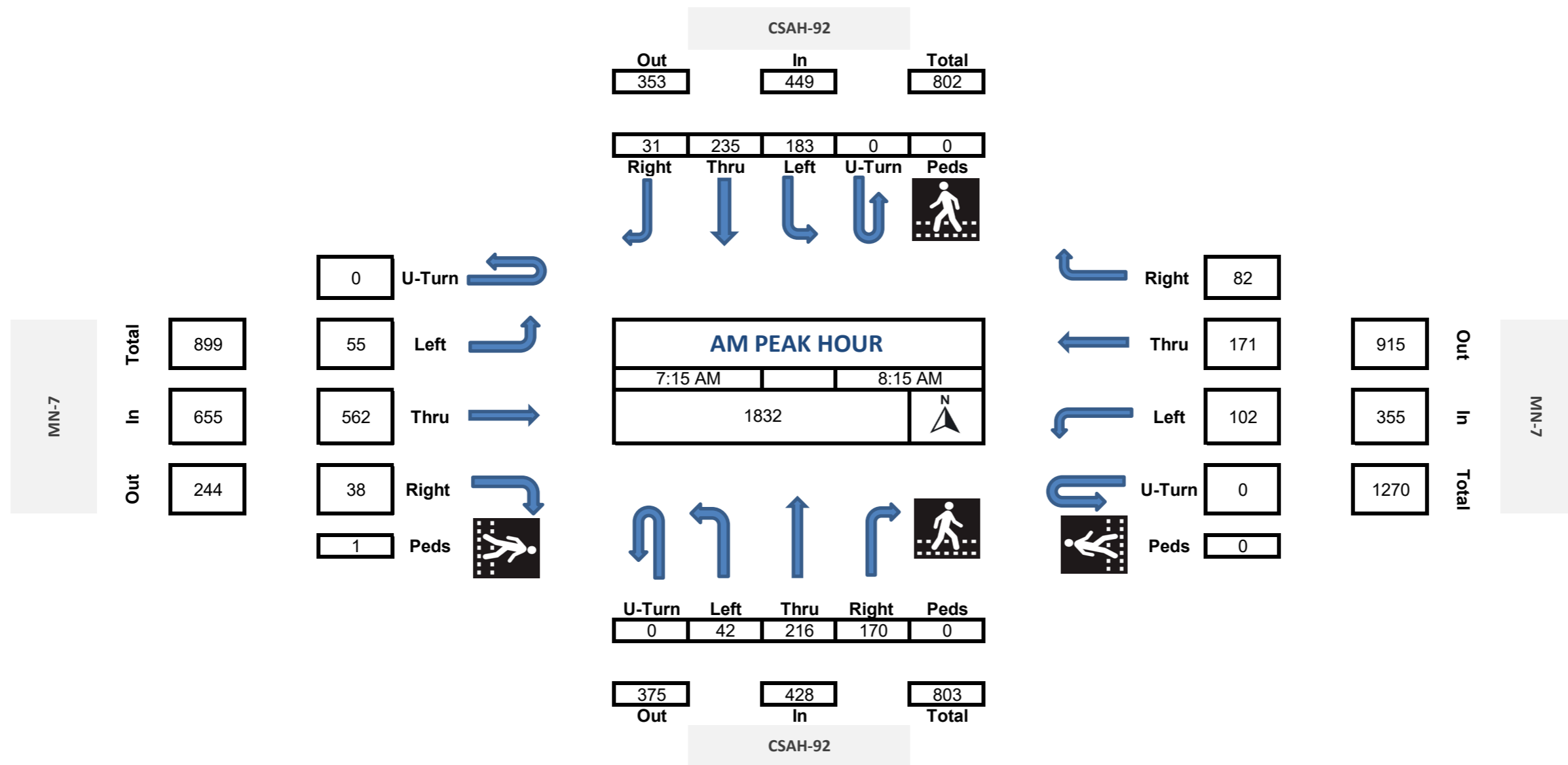
## METRO TRAFFIC DATA COLLECTION UNIT

Program Support

### TURN MOVEMENT COUNTS






Intersection: MN7 at CSAH-92_2023																										
City: St Bonifacius																										
County:																										
Ref.Pt.:																										
Start Date: 11/8/2023																										
Road Name	CSAH-92						MN-7						CSAH-92						MN-7						Int. Total	Peds Total
Direction	South Bound						West Bound						North Bound						East Bound							
Start Time	U Turns	Left Turns	Straight Through	Right Turns	EB Ped Crossings	WB Ped Crossings	U Turns	Left Turns	Straight Through	Right Turns	NB Ped Crossings	SB Ped Crossings	U Turns	Left Turns	Straight Through	Right Turns	EB Ped Crossings	WB Ped Crossings	U Turns	Left Turns	Straight Through	Right Turns	NB Ped Crossings	SB Ped Crossings		
6:00 AM	0	22	17	5	1	0	0	9	16	6	0	0	0	1	20	19	0	0	0	6	101	1	1	0	223	0
6:15 AM	0	42	21	1	0	0	0	8	34	11	0	0	0	4	36	35	0	0	0	9	124	4	0	0	329	0
6:30 AM	0	42	33	3	0	0	0	9	32	13	0	0	0	7	33	21	0	0	0	6	155	2	0	0	356	0
6:45 AM	0	37	42	5	0	0	0	11	35	9	0	0	0	4	38	28	0	0	0	6	152	5	0	0	372	0
Hourly Total	0	143	113	14	1	0	0	37	117	39	0	0	0	16	127	103	0	0	0	27	532	12	1	0	1280	0
7:00 AM	0	41	39	4	0	0	0	19	40	13	0	0	0	4	35	48	0	0	0	10	143	5	0	0	401	0
7:15 AM	0	37	48	4	0	0	0	20	39	17	0	0	0	7	47	43	0	0	0	12	164	8	0	0	446	0
7:30 AM	0	62	67	7	0	0	0	30	40	21	0	0	0	11	57	43	0	0	0	21	120	14	0	0	493	0
7:45 AM	0	43	65	10	0	0	0	29	44	25	0	0	0	13	72	36	0	0	0	12	135	8	0	0	492	0
Hourly Total	0	183	219	25	0	0	0	98	163	76	0	0	0	35	211	170	0	0	0	55	562	35	0	0	1832	0
8:00 AM	0	41	55	10	0	0	0	23	48	19	0	0	0	11	40	40	0	0	0	6	100	8	0	1	401	1
8:15 AM	0	45	49	9	0	0	0	25	43	21	0	0	0	9	41	34	0	0	0	11	108	11	0	0	406	0
8:30 AM	0	31	55	10	0	0	0	25	41	19	0	0	0	9	38	25	0	0	0	20	90	5	0	0	368	0
8:45 AM	0	28	50	11	0	0	0	24	59	22	0	0	0	9	34	31	0	0	0	2	72	8	0	0	350	0
Hourly Total	0	145	209	40	0	0	0	97	191	81	0	0	0	38	153	130	0	0	0	39	370	32	0	1	1525	1
9:00 AM	0	19	39	8	0	0	0	15	46	15	0	0	0	6	21	16	0	0	0	5	67	7	0	0	264	0
9:15 AM	0	33	39	4	0	0	0	10	50	27	0	0	0	5	25	19	0	0	0	9	72	3	0	0	296	0
9:30 AM	0	19	26	8	0	0	0	22	53	21	0	0	0	5	32	16	0	0	0	9	65	7	0	0	283	0
9:45 AM	0	23	41	9	0	0	0	13	38	15	0	0	0	11	44	33	0	0	0	8	54	1	0	0	290	0
Hourly Total	0	94	145	29	0	0	0	60	187	78	0	0	0	27	122	84	0	0	0	31	258	18	0	0	1133	0
10:00 AM	0	17	27	6	0	0	0	23	48	32	0	0	0	10	36	27	0	0	0	5	64	5	0	0	300	0
10:15 AM	0	24	29	8	0	0	0	28	41	11	0	0	0	7	37	14	0	0	0	9	41	7	0	1	256	1
10:30 AM	0	28	32	9	0	0	0	23	39	31	0	0	0	5	35	27	0	0	0	12	64	6	0	1	311	1
10:45 AM	0	18	37	4	0	0	0	20	37	22	0	0	0	8	26	21	0	0	0	7	64	9	0	0	273	0
Hourly Total	0	87	125	27	0	0	0	94	165	96	0	0	0	30	134	89	0	0	0	33	233	27	0	2	1140	2
11:00 AM	0	20	25	6	0	0	0	31	52	12	0	0	0	4	40	31	0	0	0	6	57	8	0	0	292	0
11:15 AM	0	24	46	8	0	0	0	31	45	24	0	0	0	9	44	30	0	0	0	7	56	8	0	0	332	0
11:30 AM	0	16	44	7	1	0	0	25	57	22	0	0	0	16	30	28	0	0	0	6	43	5	1	1	299	1
11:45 AM	0	24	32	5	0	0	0	24	32	25	0	0	0	17	32	18	0	0	0	14	49	4	0	0	276	0
Hourly Total	0	84	147	26	1	0	0	111	186	83	0	0	0	46	146	107	0	0	0	33	205	25	1	1	1199	1
12:00 PM	0	18	39	12	0	1	0	28	44	23	0	0	0	14	32	25	0	0	0	6	50	7	0	0	298	1
12:15 PM	0	21	28	6	0	0	0	20	68	13	0	0	0	4	40	28	0	0	0	9	53	12	0	0	302	0
12:30 PM	0	17	38	5	0	0	0	29	42	28	0	0	0	9	35	36	0	0	0	4	48	7	0	0	298	0
12:45 PM	0	22	45	6	0	0	0	30	60	28	0	0	0	12	28	32	0	0	0	1	56	6	0	0	326	0
Hourly Total	0	78	150	29	0	1	0	107	214	92	0	0	0	39	135	121	0	0	0	20	207	32	0	0	1224	1
1:00 PM	0	21	30	4	0	0	0	26	63	20	0	0	0	13	39	27	0	0	0	9	39	6	0	0	297	0
1:15 PM	0	27	37	7	0	0	0	27	46	15	0	0	0	8	29	33	0	0	0	3	57	3	0	0	292	0
1:30 PM	0	26	38	7	0	1	0	23	68	25	0	0	0	13	42	27	0	0	0	7	60	10	0	0	346	1
1:45 PM	0	18	41	4	0	0	0	22	61	34	0	0	0	9	51	28	0	0	0	6	58	10	0	0	342	0
Hourly Total	0	92	146	22	0	1	0	98	238	94	0	0	0	43	161	115	0	0	0	25	214	29	0	0	1277	1
2:00 PM	0	11	31	7	0	0	0	28	78	30	0	0	0	5	42	17	0	0	0	12	48	7	0	0	316	0
2:15 PM	0	15	47	9	0	0	0	28	86	25	0	0	0	13	39	29	0	0	0	3	59	3	0	1	356	1
2:30 PM	0	21	58	13	0	0	0	28	80	39	0	0	0	10	49	19	0	0	0	7	49	4	1	0	377	0
2:45 PM	0	24	47	12	0	0	0	29	97	31	0	0	0	7	41	26	0	0	0	9	51	4	0	0	378	0
Hourly Total	0	71	183	41	0	0	0	113	341	125	0	0	0	35	171	91	0	0	0	31	207	18	1	1	1427	1
3:00 PM	0	29	45	12	0	0	0	24	76	33	0	1	0	16	51	28	0	1	0	8	53	7	1	1	382	2

3:15 PM	0	38	38	17	0	5	0	41	115	38	0	0	0	15	49	26	0	0	0	10	69	4	0	5	460	10	
3:30 PM	0	23	65	11	0	0	0	26	119	43	0	0	0	12	59	21	0	0	0	9	64	5	1	0	457	0	
3:45 PM	0	17	46	13	0	0	0	53	134	38	0	0	0	22	47	34	0	0	0	4	68	13	2	0	489	0	
Hourly Total	0	107	194	53	0	5	0	144	444	152	0	1	0	65	206	109	0	1	0	31	254	29	4	5	1788	12	
4:00 PM	0	25	70	14	0	0	0	41	120	32	3	0	0	15	50	37	3	0	0	16	63	8	0	1	491	1	
4:15 PM	0	29	55	15	0	0	0	38	123	43	0	0	0	18	70	25	0	0	0	11	75	9	0	0	511	0	
4:30 PM	0	22	77	10	0	0	0	46	160	40	0	0	0	24	78	30	0	0	0	9	64	2	0	0	562	0	
4:45 PM	0	23	69	14	0	0	0	46	160	45	0	0	0	19	51	30	0	0	0	11	61	5	0	0	534	0	
Hourly Total	0	99	271	53	0	0	0	171	563	160	3	0	0	76	249	122	3	0	0	47	263	24	0	1	2098	1	
5:00 PM	0	22	52	8	0	0	0	39	158	52	0	0	0	10	60	26	0	0	0	10	51	7	0	0	495	0	
5:15 PM	0	20	69	16	1	0	0	60	131	46	0	0	0	15	61	24	0	0	0	14	66	6	0	0	528	0	
5:30 PM	0	30	64	19	0	0	0	37	125	62	0	0	0	17	46	23	0	0	0	8	56	10	0	0	497	0	
5:45 PM	0	23	61	16	0	0	0	30	84	28	0	0	0	8	53	21	0	0	0	10	55	5	0	0	394	0	
Hourly Total	0	95	246	59	1	0	0	166	498	188	0	0	0	50	220	94	0	0	0	42	228	28	0	0	1914	0	
TOTAL	0	1278	2148	418	3	7	0	1296	3307	1264	3	1	0	500	2035	1335	3	1	0	414	3533	309	7	11	17837	36	
Cars+	0	1211	2079	397			0	1206	3106	1200			0	489	1976	1249			0	387	3343	294					
Trucks	0	67	69	21			0	90	201	64			0	11	59	86			0	27	190	15			900		
% Trucks	0.0	5.2	3.2	5.0			0.0	6.9	6.1	5.1			0.0	2.2	2.9	6.4			0.0	6.5	5.4	4.9			5.0		
			4.1						6.1						4.0						5.5						









MN-7






Total	1031
In	306
Out	725

0	U-Turn	
44	Left	
242	Thru	
20	Right	
0	Peds	






CSAH-92		
Out	In	Total
477	402	879

48	267	87	0	1
Right	Thru	Left	U-Turn	Peds
				

PM PEAK HOUR	
4:30 PM	5:30 PM
2119	
	

0	68	250	110	0
U-Turn	Left	Thru	Right	Peds
				

478	428	906
Out	In	Total
CSAH-92		

183	Right	
609	Thru	
191	Left	
0	U-Turn	
0	Peds	

439	Out
983	In
1422	Total

MN-7