

Alliant Engineering Inc

TH-169 at Anderson Lakes (West Ramp)
 Ref.Pt; 120+00.198
 By Alliant Engineering
 TURN MOVMENT COUNTS

File Name : 101 - Anderson Lakes & TH 169 West Ramp 2017
 Site Code : 101
 Start Date : 3/5/2015
 Page No : 1

Groups Printed- Cars - Trucks

Start Time	TH 169 W Ramp Southbound					Anderson Lakes Westbound					TH 169 W Ramp Northbound					Anderson Lakes Eastbound					Int. Total
	Left	Thru	Rght	Bikes	App. Total	Left	Thru	Rght	Bikes	App. Total	Left	Thru	Rght	Bikes	App. Total	Left	Thru	Rght	Bikes	App. Total	
06:00	4	0	1	2	7	10	2	0	1	13	0	4	0	3	7	20	1	0	0	21	48
06:15	4	3	0	5	12	23	5	0	4	32	2	12	1	5	20	25	0	0	0	25	89
06:30	6	3	0	7	16	16	5	0	2	23	0	15	0	11	26	37	1	0	0	38	103
06:45	16	8	0	3	27	16	10	0	11	37	2	20	1	12	35	47	6	1	0	54	153
Total	30	14	1	17	62	65	22	0	18	105	4	51	2	31	88	129	8	1	0	138	393
07:00	10	4	0	10	24	26	4	0	15	45	4	27	0	10	41	76	1	0	0	77	187
07:15	14	6	0	7	27	33	3	0	23	59	11	32	0	24	67	73	5	0	0	78	231
07:30	17	14	0	9	40	44	5	0	30	79	5	48	1	15	69	83	8	0	0	91	279
07:45	17	15	2	2	36	27	9	0	43	79	3	43	0	26	72	110	9	0	0	119	306
Total	58	39	2	28	127	130	21	0	111	262	23	150	1	75	249	342	23	0	0	365	1003
08:00	15	11	0	8	34	38	8	0	32	78	2	33	0	32	67	95	1	0	0	96	275
08:15	6	7	0	9	22	24	6	0	14	44	4	18	0	11	33	53	3	1	0	57	156
08:30	10	8	2	6	26	30	9	0	19	58	3	29	0	17	49	61	2	0	0	63	196
08:45	17	6	2	11	36	50	4	0	11	65	2	28	0	10	40	52	2	0	0	54	195
Total	48	32	4	34	118	142	27	0	76	245	11	108	0	70	189	261	8	1	0	270	822
09:00	16	19	0	7	42	27	9	1	12	49	1	20	0	12	33	35	6	0	0	41	165
09:15	18	19	2	6	45	29	10	0	8	47	0	18	2	10	30	38	6	0	0	44	166
*** BREAK ***																					
Total	34	38	2	13	87	56	19	1	20	96	1	38	2	22	63	73	12	0	0	85	331
*** BREAK ***																					
10:30	17	13	1	6	37	23	5	0	10	38	2	25	1	11	39	34	3	0	0	37	151
10:45	12	13	0	13	38	27	7	0	6	40	1	18	1	9	29	33	4	0	0	37	144
Total	29	26	1	19	75	50	12	0	16	78	3	43	2	20	68	67	7	0	0	74	295
11:00	18	13	0	6	37	25	6	0	6	37	1	17	0	13	31	28	3	0	0	31	136
11:15	16	17	1	4	38	19	8	0	6	33	1	11	1	11	24	28	7	0	0	35	130
11:30	15	15	0	6	36	29	5	1	13	48	2	10	0	6	18	37	9	0	0	46	148
11:45	17	14	1	18	50	37	9	0	8	54	3	20	2	14	39	33	2	0	0	35	178
Total	66	59	2	34	161	110	28	1	33	172	7	58	3	44	112	126	21	0	0	147	592
12:00	13	19	0	13	45	26	10	0	11	47	1	15	0	7	23	24	11	0	0	35	150
12:15	18	25	0	14	57	25	10	0	10	45	1	14	0	15	30	32	7	0	0	39	171
12:30	18	29	0	12	59	38	12	1	13	64	2	22	0	12	36	35	7	0	0	42	201
12:45	20	19	0	19	58	41	8	0	8	57	3	18	0	22	43	38	10	0	0	48	206
Total	69	92	0	58	219	130	40	1	42	213	7	69	0	56	132	129	35	0	0	164	728

Alliant Engineering Inc

TH-169 at Anderson Lakes (West Ramp)
 Ref.Pt; 120+00.198
 By Alliant Engineering
 TURN MOVMENT COUNTS

File Name : 101 - Anderson Lakes & TH 169 West Ramp 2017
 Site Code : 101
 Start Date : 3/5/2015
 Page No : 2

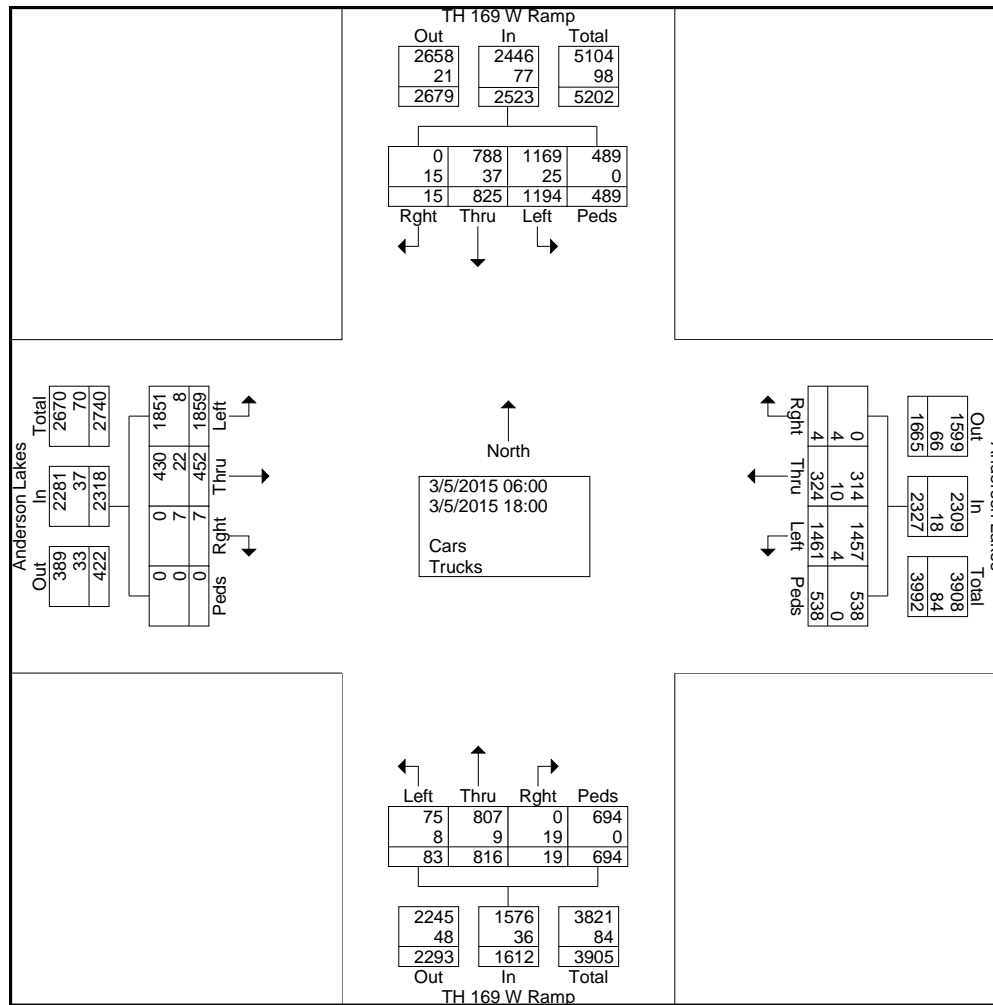
Groups Printed- Cars - Trucks

Start Time	TH 169 W Ramp Southbound					Anderson Lakes Westbound					TH 169 W Ramp Northbound					Anderson Lakes Eastbound					Int. Total
	Left	Thru	Rght	Bikes	App. Total	Left	Thru	Rght	Bikes	App. Total	Left	Thru	Rght	Bikes	App. Total	Left	Thru	Rght	Bikes	App. Total	
13:00	23	18	0	15	56	31	13	0	14	58	0	18	2	17	37	35	3	0	0	38	189
13:15	19	13	0	7	39	28	10	0	7	45	2	19	0	8	29	29	4	0	0	33	146
*** BREAK ***																					
Total	42	31	0	22	95	59	23	0	21	103	2	37	2	25	66	64	7	0	0	71	335
*** BREAK ***																					
14:30	25	26	0	12	63	27	10	0	12	49	2	22	0	16	40	28	12	0	0	40	192
14:45	20	23	1	8	52	37	6	0	14	57	0	20	0	22	42	38	15	0	0	53	204
Total	45	49	1	20	115	64	16	0	26	106	2	42	0	38	82	66	27	0	0	93	396
15:00	13	25	0	14	52	31	8	1	12	52	1	16	1	22	40	33	7	0	0	40	184
15:15	20	16	1	13	50	63	4	0	9	76	3	19	1	22	45	29	14	0	0	43	214
15:30	31	31	0	6	68	26	3	0	16	45	0	13	0	25	38	35	14	0	0	49	200
15:45	51	28	0	14	93	53	10	0	14	77	5	26	2	15	48	52	19	2	0	73	291
Total	115	100	1	47	263	173	25	1	51	250	9	74	4	84	171	149	54	2	0	205	889
16:00	65	40	0	17	122	45	16	0	12	73	0	19	2	28	49	48	15	1	0	64	308
16:15	69	35	0	12	116	40	14	0	12	66	3	26	0	33	62	51	20	0	0	71	315
16:30	71	27	0	21	119	61	8	0	21	90	1	24	0	29	54	50	32	0	0	82	345
16:45	93	49	1	31	174	48	16	0	14	78	2	17	0	34	53	51	35	1	0	87	392
Total	298	151	1	81	531	194	54	0	59	307	6	86	2	124	218	200	102	2	0	304	1360
17:00	85	46	0	31	162	55	7	0	13	75	0	19	0	27	46	57	37	0	0	94	377
17:15	92	56	0	34	182	96	15	0	14	125	1	21	0	34	56	77	47	0	0	124	487
17:30	91	53	0	25	169	61	5	0	18	84	3	6	0	23	32	75	34	0	0	109	394
17:45	92	39	0	26	157	76	10	0	20	106	4	14	1	21	40	44	30	1	0	75	378
Total	360	194	0	116	670	288	37	0	65	390	8	60	1	105	174	253	148	1	0	402	1636
*** BREAK ***																					
Grand Total	1194	825	15	489	2523	1461	324	4	538	2327	83	816	19	694	1612	1859	452	7	0	2318	8780
Apprch %	47.3	32.7	0.6	19.4		62.8	13.9	0.2	23.1		5.1	50.6	1.2	43.1		80.2	19.5	0.3	0		
Total %	13.6	9.4	0.2	5.6	28.7	16.6	3.7	0	6.1	26.5	0.9	9.3	0.2	7.9	18.4	21.2	5.1	0.1	0	26.4	
Cars	1169	788	0	489	2446	1457	314	0	538	2309	75	807	0	694	1576	1851	430	0	0	2281	8612
% Cars	97.9	95.5	0	100	96.9	99.7	96.9	0	100	99.2	90.4	98.9	0	100	97.8	99.6	95.1	0	0	98.4	98.1
Trucks	25	37	15	0	77	4	10	4	0	18	8	9	19	0	36	8	22	7	0	37	168
% Trucks	2.1	4.5	100	0	3.1	0.3	3.1	100	0	0.8	9.6	1.1	100	0	2.2	0.4	4.9	100	0	1.6	1.9

Alliant Engineering Inc

TH-169 at Anderson Lakes (West Ramp)
 Ref.Pt; 120+00.198
 By Alliant Engineering
 TURN MOVMENT COUNTS

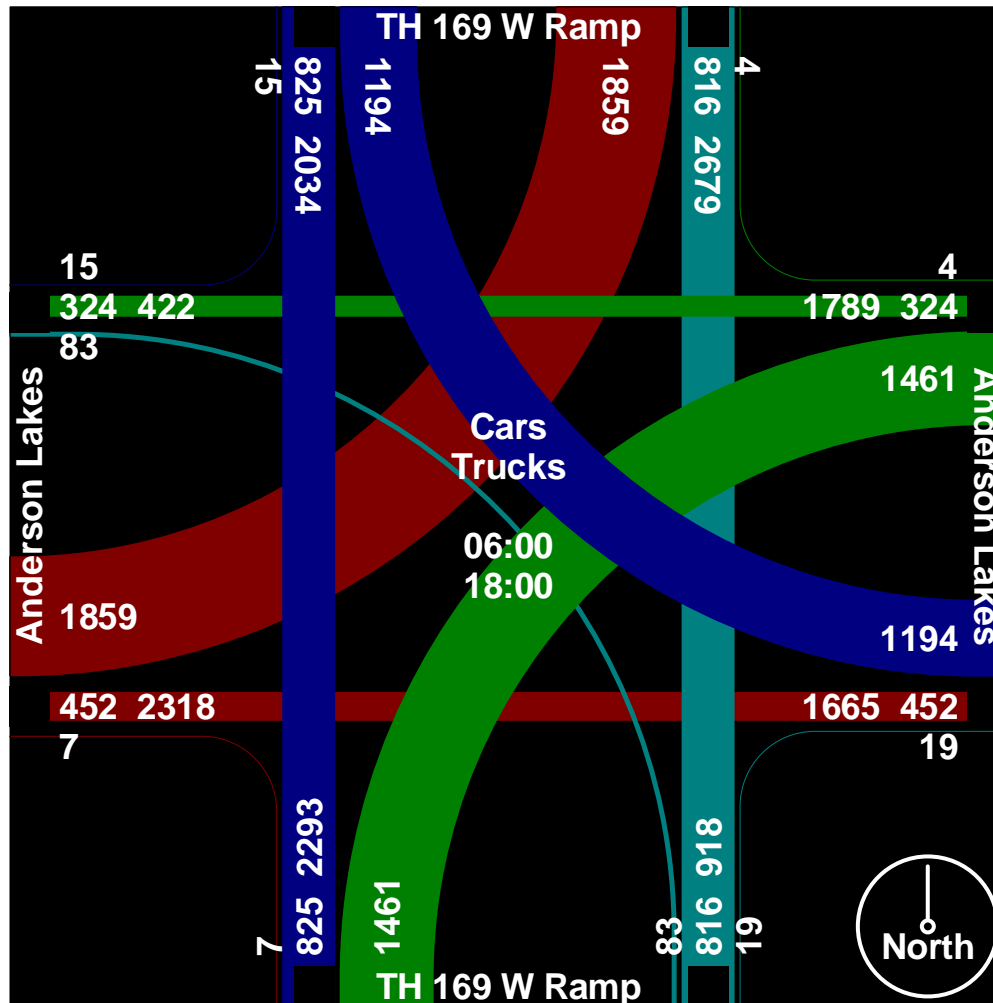
File Name : 101 - Anderson Lakes & TH 169 West Ramp 2017
 Site Code : 101
 Start Date : 3/5/2015
 Page No : 3



Alliant Engineering Inc

TH-169 at Anderson Lakes (West Ramp)
 Ref.Pt; 120+00.198
 By Alliant Engineering
 TURN MOVMENT COUNTS

File Name : 101 - Anderson Lakes & TH 169 West Ramp 2017
 Site Code : 101
 Start Date : 3/5/2015
 Page No : 4



Alliant Engineering Inc

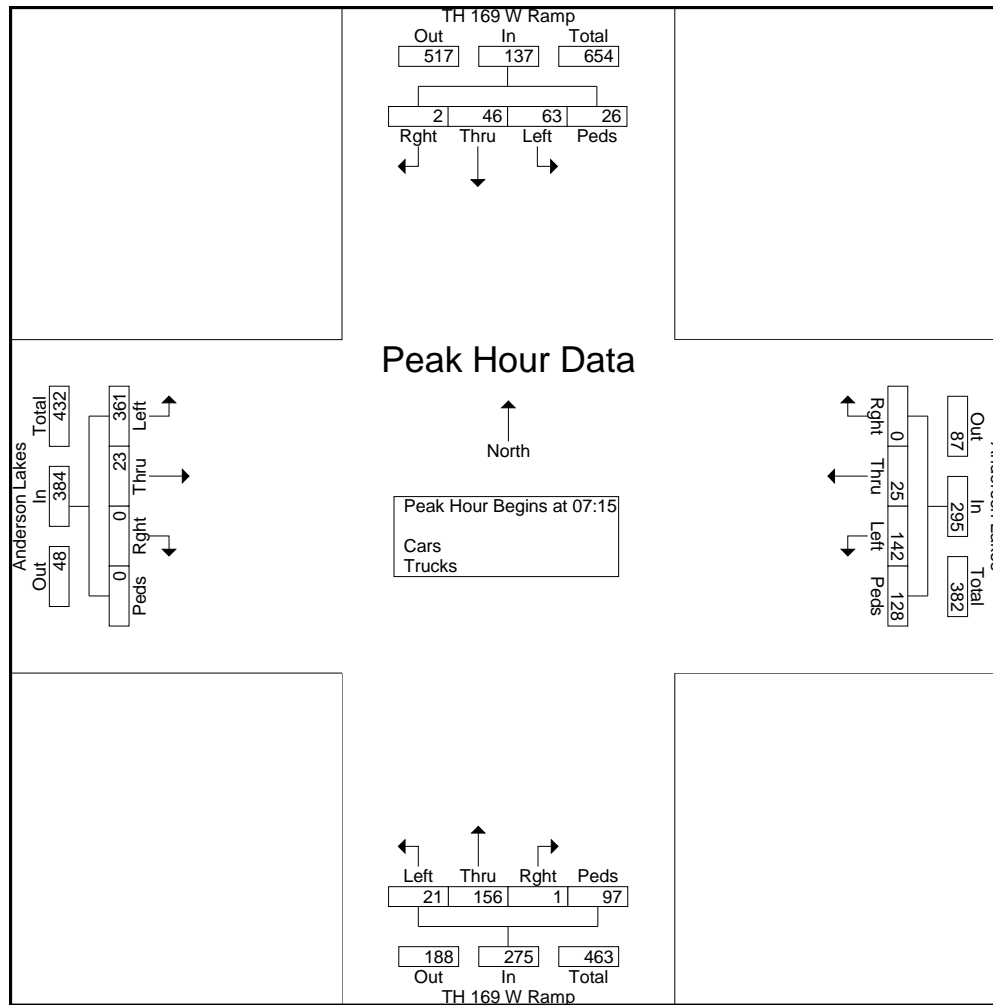
TH-169 at Anderson Lakes (West Ramp)
 Ref.Pt; 120+00.198
 By Alliant Engineering
 TURN MOVMENT COUNTS

File Name : 101 - Anderson Lakes & TH 169 West Ramp 2017
 Site Code : 101
 Start Date : 3/5/2015
 Page No : 5

Start Time	TH 169 W Ramp Southbound					Anderson Lakes Westbound					TH 169 W Ramp Northbound					Anderson Lakes Eastbound					Int. Total
	Left	Thru	Rght	Bikes	App. Total	Left	Thru	Rght	Bikes	App. Total	Left	Thru	Rght	Bikes	App. Total	Left	Thru	Rght	Bikes	App. Total	
Peak Hour Analysis From 06:00 to 11:45 - Peak 1 of 1																					
Peak Hour for Entire Intersection Begins at 07:15																					
07:15	14	6	0	7	27	33	3	0	23	59	11										
07:30	17	14	0	9	40	44	5	0	30	79	5	48	1	15	69	83	8	0	0	91	279
07:45	17	15	2				9	0	43					72		110	9			119	306
08:00	15	11	0	8	34	38	8	0	32	78	2	33	0	32	67	95	1	0	0	96	275
Total Volume	63	46	2	26	137	142	25	0	128	295	21	156	1	97	275	361	23	0	0	384	1091
% App. Total	46	33.6	1.5	19		48.1	8.5	0	43.4		7.6	56.7	0.4	35.3		94	6	0	0		
PHF	.926	.767	.250	.722	.856	.807	.694	.000	.744	.934	.477	.813	.250	.758	.955	.820	.639	.000	.000	.807	.891

TH-169 at Anderson Lakes (West Ramp)
 Ref.Pt; 120+00.198
 By Alliant Engineering
 TURN MOVMENT COUNTS

File Name : 101 - Anderson Lakes & TH 169 West Ramp 2017
 Site Code : 101
 Start Date : 3/5/2015
 Page No : 6



Alliant Engineering Inc

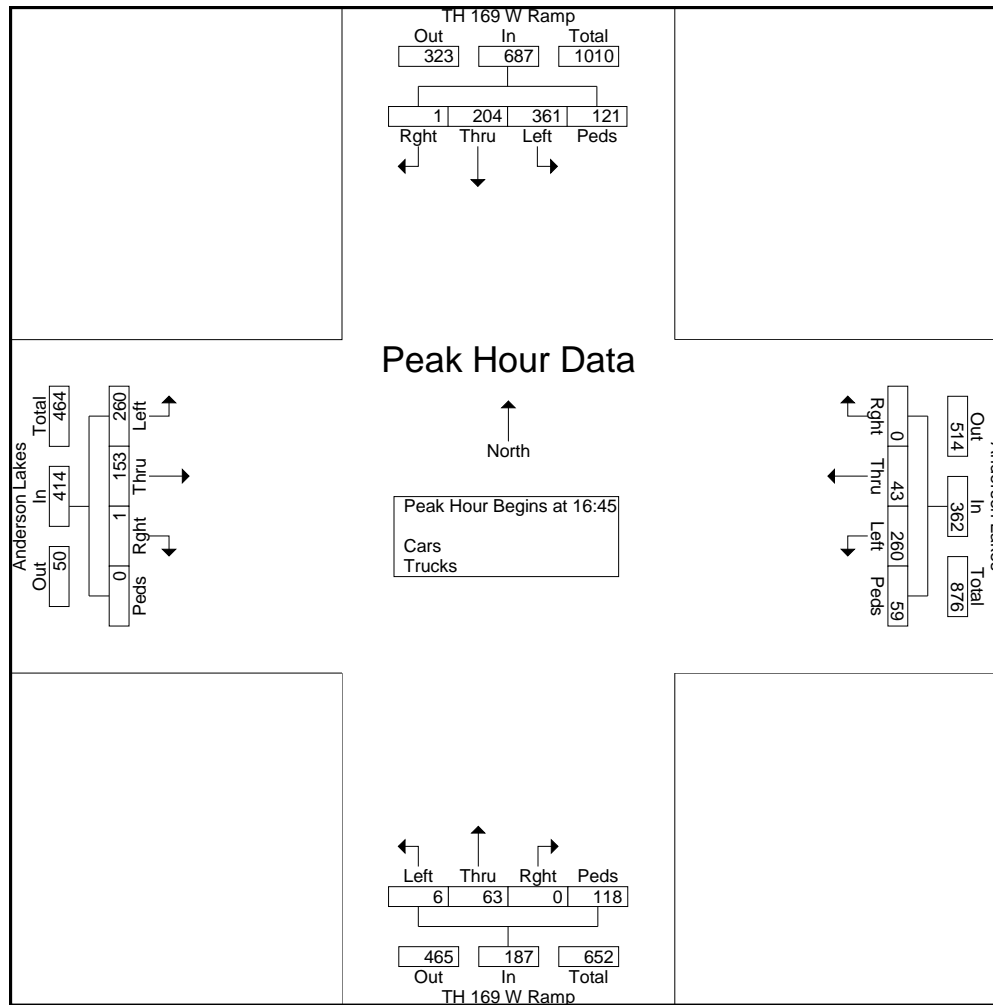
TH-169 at Anderson Lakes (West Ramp)
 Ref.Pt; 120+00.198
 By Alliant Engineering
 TURN MOVMENT COUNTS

File Name : 101 - Anderson Lakes & TH 169 West Ramp 2017
 Site Code : 101
 Start Date : 3/5/2015
 Page No : 7

Start Time	TH 169 W Ramp Southbound					Anderson Lakes Westbound					TH 169 W Ramp Northbound					Anderson Lakes Eastbound					Int. Total
	Left	Thru	Rght	Bikes	App. Total	Left	Thru	Rght	Bikes	App. Total	Left	Thru	Rght	Bikes	App. Total	Left	Thru	Rght	Bikes	App. Total	
Peak Hour Analysis From 12:00 to 18:00 - Peak 1 of 1																					
Peak Hour for Entire Intersection Begins at 16:45																					
16:45	93	49	1			16	0	14	78		2	17	0	34	53	51	35	1			
17:00	85	46	0	31	162	55	7	0	13	75	0	19	0	27	46	57	37	0	0	94	377
17:15	92	56	0	34	182	96	15	0	14	125	1	21	0	34	56	77	47	0	0	124	487
17:30	91	53	0	25	169	61	5	0	18		3										
Total Volume	361	204	1	121	687	260	43	0	59	362	6	63	0	118	187	260	153	1	0	414	1650
% App. Total	52.5	29.7	0.1	17.6		71.8	11.9	0	16.3		3.2	33.7	0	63.1		62.8	37	0.2	0		
PHF	.970	.911	.250	.890	.944	.677	.672	.000	.819	.724	.500	.750	.000	.868	.835	.844	.814	.250	.000	.835	.847

TH-169 at Anderson Lakes (West Ramp)
 Ref.Pt; 120+00.198
 By Alliant Engineering
 TURN MOVMENT COUNTS

File Name : 101 - Anderson Lakes & TH 169 West Ramp 2017
 Site Code : 101
 Start Date : 3/5/2015
 Page No : 8



Alliant Engineering Inc

TH-169 at Anderson Lakes (West Ramp)
Ref.Pt; 120+00.198
By Alliant Engineering
TURN MOVMENT COUNTS

File Name : 101 - Anderson Lakes & TH 169 West Ramp 2017
Site Code : 101
Start Date : 3/5/2015
Page No : 9

