

MINNESOTA DEPARTMENT of TRANSPORTATION

Metro District Traffic Engineering

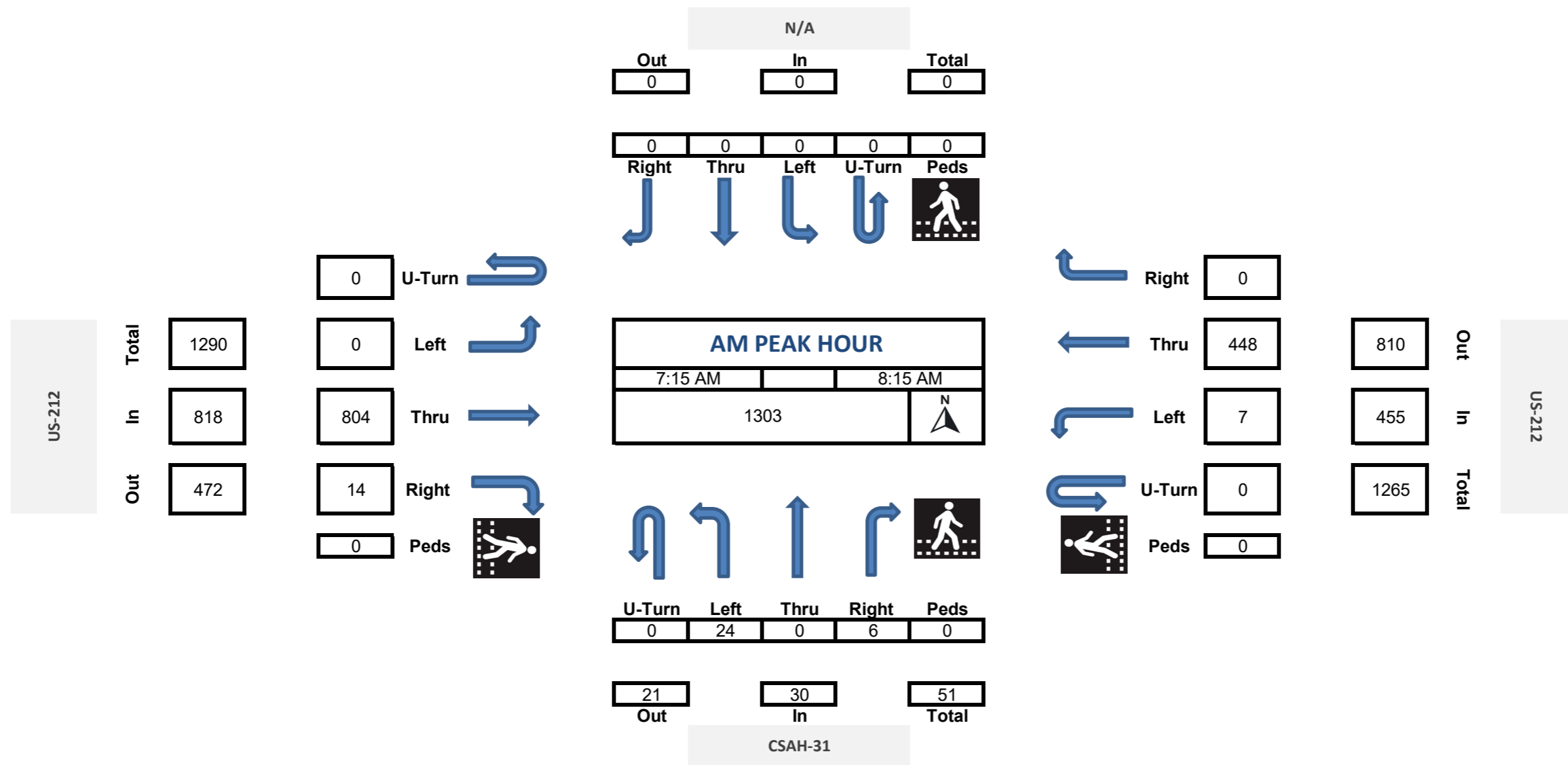
METRO TRAFFIC DATA COLLECTION UNIT

Program Support

TURN MOVEMENT COUNTS






Intersection: US212 at CSAH-31_2023																										
City: Norwood Young America																										
County:																										
Ref.Pt.:																										
Start Date: 10/3/2023																										
Road Name	N/A						US-212						CSAH-31						US-212						Int. Total	Peds Total
Direction	South Bound						West Bound						North Bound						East Bound							
Start Time	U Turns	Left Turns	Straight Through	Right Turns	EB Ped Crossings	WB Ped Crossings	U Turns	Left Turns	Straight Through	Right Turns	NB Ped Crossings	SB Ped Crossings	U Turns	Left Turns	Straight Through	Right Turns	EB Ped Crossings	WB Ped Crossings	U Turns	Left Turns	Straight Through	Right Turns	NB Ped Crossings	SB Ped Crossings		
6:00 AM	0	0	0	0	0	0	0	0	49	0	0	0	0	2	0	0	0	0	0	0	162	3	0	0	216	0
6:15 AM	0	0	0	0	0	0	0	0	46	0	0	0	0	3	0	1	0	0	0	0	174	6	0	0	230	0
6:30 AM	0	0	0	0	0	0	0	0	79	0	0	0	0	6	0	1	0	0	0	0	188	5	0	0	279	0
6:45 AM	0	0	0	0	0	0	0	0	89	0	0	0	0	2	0	1	0	0	0	0	149	6	0	0	247	0
Hourly Total	0	0	0	0	0	0	0	0	263	0	0	0	0	13	0	3	0	0	0	0	673	20	0	0	972	0
7:00 AM	0	0	0	0	0	0	0	0	74	0	0	0	0	4	0	2	0	0	0	0	198	1	0	0	279	0
7:15 AM	0	0	0	0	0	0	0	2	90	0	0	0	0	5	0	1	0	0	0	0	207	3	0	0	308	0
7:30 AM	0	0	0	0	0	0	0	1	122	0	0	0	0	8	0	0	0	0	0	0	223	3	0	0	357	0
7:45 AM	0	0	0	0	0	0	0	2	119	0	0	0	0	5	0	3	0	0	0	0	217	7	0	0	353	0
Hourly Total	0	0	0	0	0	0	0	5	405	0	0	0	0	22	0	6	0	0	0	0	845	14	0	0	1297	0
8:00 AM	0	0	0	0	0	0	0	2	117	0	0	0	0	6	0	2	0	0	0	0	157	1	0	0	285	0
8:15 AM	0	0	0	0	0	0	0	1	105	0	0	0	0	4	0	0	0	0	0	0	145	4	0	0	259	0
8:30 AM	0	0	0	0	0	0	0	1	106	0	0	0	0	7	0	2	0	0	0	0	129	5	0	0	250	0
8:45 AM	0	0	0	0	0	0	0	0	64	0	0	0	0	10	0	0	0	0	0	0	130	2	0	0	206	0
Hourly Total	0	0	0	0	0	0	0	4	392	0	0	0	0	27	0	4	0	0	0	0	561	12	0	0	1000	0
9:00 AM	0	0	0	0	0	0	0	2	107	0	0	0	0	1	0	0	0	0	0	0	108	2	0	0	220	0
9:15 AM	0	0	0	0	0	0	0	0	101	0	0	0	0	2	0	0	0	0	0	0	96	2	0	0	201	0
9:30 AM	0	0	0	0	0	0	0	0	91	0	0	0	0	6	0	0	0	0	0	0	94	3	0	0	194	0
9:45 AM	0	0	0	0	0	0	0	1	104	0	0	0	0	3	0	0	0	0	0	0	94	5	0	0	207	0
Hourly Total	0	0	0	0	0	0	0	3	403	0	0	0	0	12	0	0	0	0	0	0	392	12	0	0	822	0
10:00 AM	0	0	0	0	0	0	0	0	98	0	0	0	0	4	0	1	0	0	0	0	108	5	0	0	216	0
10:15 AM	0	0	0	0	0	0	0	1	98	0	0	0	0	1	0	0	0	0	0	0	102	2	0	0	204	0
10:30 AM	0	0	0	0	0	0	0	0	88	0	0	0	0	2	0	0	0	0	0	0	102	5	0	0	197	0
10:45 AM	0	0	0	0	0	0	0	0	102	0	0	0	0	5	0	0	0	0	0	0	98	0	0	0	205	0
Hourly Total	0	0	0	0	0	0	0	1	386	0	0	0	0	12	0	1	0	0	0	0	410	12	0	0	822	0
11:00 AM	0	0	0	0	0	0	0	2	115	0	0	0	0	2	0	0	0	0	0	0	111	4	0	0	234	0
11:15 AM	0	0	0	0	0	0	0	0	114	0	0	0	0	2	0	0	0	0	0	0	109	2	0	0	227	0
11:30 AM	0	0	0	0	0	0	0	2	97	0	0	0	0	1	0	1	0	0	0	0	112	5	0	0	218	0
11:45 AM	0	0	0	0	0	0	0	1	98	0	0	0	0	1	0	0	0	0	0	0	102	0	0	0	202	0
Hourly Total	0	0	0	0	0	0	0	5	424	0	0	0	0	6	0	1	0	0	0	0	434	11	0	0	881	0
12:00 PM	0	0	0	0	0	0	0	1	100	0	0	0	0	6	0	1	0	0	0	0	113	4	0	0	225	0
12:15 PM	0	0	0	0	0	0	0	0	86	0	0	0	0	3	0	0	0	0	0	0	107	3	0	0	199	0
12:30 PM	0	0	0	0	0	0	0	0	91	0	0	0	0	2	0	0	0	0	0	0	126	1	0	0	220	0
12:45 PM	0	0	0	0	0	0	0	2	121	0	0	0	0	3	0	1	0	0	0	0	119	3	0	0	249	0
Hourly Total	0	0	0	0	0	0	0	3	398	0	0	0	0	14	0	2	0	0	0	0	465	11	0	0	893	0
1:00 PM	0	0	0	0	0	0	0	1	109	0	0	0	0	2	0	3	0	0	0	0	110	5	0	0	230	0
1:15 PM	0	0	0	0	0	0	0	1	125	0	0	0	0	7	0	0	0	0	0	0	128	5	0	0	266	0
1:30 PM	0	0	0	0	0	0	0	0	104	0	0	0	0	5	0	0	0	0	0	0	128	1	0	0	238	0
1:45 PM	0	0	0	0	0	0	0	1	113	0	0	0	0	4	0	0	0	0	0	0	78	3	0	0	199	0
Hourly Total	0	0	0	0	0	0	0	3	451	0	0	0	0	18	0	3	0	0	0	0	444	14	0	0	933	0
2:00 PM	0	0	0	0	0	0	0	1	127	0	0	0	0	2	0	0	0	0	0	0	110	2	0	0	242	0
2:15 PM	0	0	0	0	0	0	0	1	112	0	0	0	0	5	0	0	0	0	1	0	106	4	0	0	229	0
2:30 PM	0	0	0	0	0	0	0	2	119	0	0	0	0	4	0	2	0	0	0	0	118	6	0	0	251	0
2:45 PM	0	0	0	0	0	0	0	2	179	0	0	0	0	4	0	0	0	0	0	0	102	2	0	0	289	0
Hourly Total	0	0	0	0	0	0	0	6	537	0	0	0	0	15	0	2	0	0	1	0	436	14	0	0	1011	0
3:00 PM	0	0	0	0	0	0	0	1	158	0	0	0	0	5	0	2	0	0	0	0	133	5	0	0	304	0

3:15 PM	0	0	0	0	0	0	0	6	178	0	0	0	0	9	0	1	0	0	0	0	0	110	3	0	0	307	0	
3:30 PM	0	0	0	0	0	0	0	3	179	0	0	0	0	2	0	0	0	0	0	0	0	129	10	0	0	323	0	
3:45 PM	0	0	0	0	0	0	0	2	211	0	0	0	0	6	0	0	0	0	0	0	0	140	7	0	0	366	0	
Hourly Total	0	0	0	0	0	0	0	12	726	0	0	0	0	22	0	3	0	0	0	0	0	512	25	0	0	1300	0	
4:00 PM	0	0	0	0	0	0	0	0	220	0	0	0	0	4	0	1	0	0	0	0	0	126	11	0	0	362	0	
4:15 PM	0	0	0	0	0	0	0	4	241	0	0	0	0	5	0	2	0	0	0	0	0	111	10	0	0	373	0	
4:30 PM	0	0	0	0	0	0	0	1	220	0	0	0	0	7	0	2	0	0	0	0	0	136	1	0	0	367	0	
4:45 PM	0	0	0	0	0	0	0	1	242	0	0	0	0	9	0	0	0	0	0	0	0	134	5	0	0	391	0	
Hourly Total	0	0	0	0	0	0	0	6	923	0	0	0	0	25	0	5	0	0	0	0	0	507	27	0	0	1493	0	
5:00 PM	0	0	0	0	0	0	0	2	218	0	0	0	0	7	0	1	0	0	0	0	0	126	4	0	0	358	0	
5:15 PM	0	0	0	0	0	0	0	1	177	0	0	0	0	6	0	1	0	0	0	0	0	133	7	0	0	325	0	
5:30 PM	0	0	0	0	0	0	0	3	219	0	0	0	0	7	0	0	0	0	0	0	0	122	7	0	0	358	0	
5:45 PM	0	0	0	0	0	0	0	4	198	0	0	0	0	8	0	2	0	0	0	0	0	85	6	0	0	303	0	
Hourly Total	0	0	0	0	0	0	0	10	812	0	0	0	0	28	0	4	0	0	0	0	0	466	24	0	0	1344	0	
TOTAL	0	0	0	0	0	0	0	58	6120	0	0	0	0	214	0	34	0	0	0	0	1	0	6145	196	0	0	12768	0
Cars+	0	0	0	0			0	57	5451	0			0	204	0	31				1	0	5477	188					
Trucks	0	0	0	0			0	1	669	0			0	10	0	3				0	0	668	8			1359		
% Trucks	0.0	0.0	0.0	0.0			0.0	1.7	10.9	0.0			0.0	4.7	0.0	8.8				0.0	0.0	10.9	4.1			10.6		
									10.8							5.2							10.7					









US-212






Total	1482
In	534
Out	948

0	U-Turn	
0	Left	
507	Thru	
27	Right	
0	Peds	

N/A		
Out	In	Total
0	0	0






0	0	0	0	0
Right	Thru	Left	U-Turn	Peds
				

PM PEAK HOUR	
4:00 PM	5:00 PM
1493	
	

				
U-Turn	Left	Thru	Right	Peds
0	25	0	5	0

33	30	63
Out	In	Total

CSAH-31

	Right	0
	Thru	923
	Left	6
	U-Turn	0
	Peds	0

512	Out
929	In
1441	Total

US-212