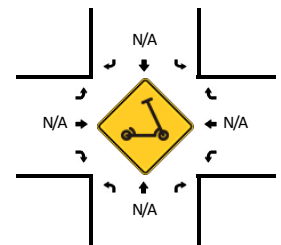
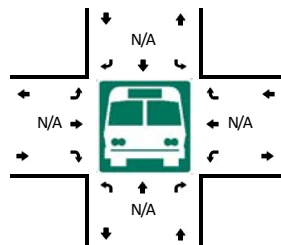
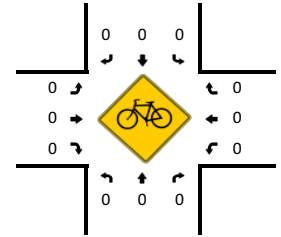
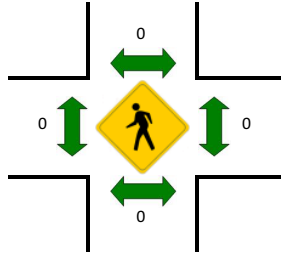
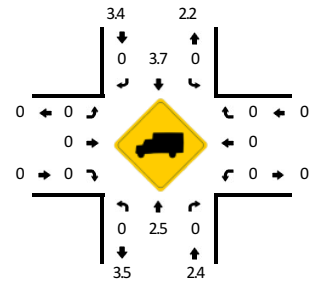
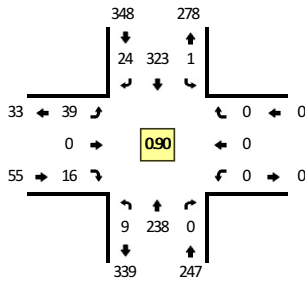


LOCATION: TH 61 -- Cannon St
CITY/STATE: Hastings, MN

QC JOB #: 15608749
DATE: Tue, Feb 15 2022

Peak-Hour: 4:30 PM -- 5:30 PM
Peak 15-Min: 4:45 PM -- 5:00 PM



15-Min Count Period Beginning At	TH 61 (Northbound)				TH 61 (Southbound)				Cannon St (Eastbound)				Cannon St (Westbound)				Total	Hourly Totals
	Left	Thru	Right	U	Left	Thru	Right	U	Left	Thru	Right	U	Left	Thru	Right	U		
6:00 AM	1	36	0	0	0	24	2	0	11	0	1	0	0	0	0	0	75	
6:15 AM	1	52	0	0	0	21	2	0	6	0	2	0	0	0	0	0	84	
6:30 AM	4	53	0	0	0	25	1	0	7	0	3	0	0	0	0	0	93	
6:45 AM	3	53	0	0	0	31	2	0	15	0	2	0	0	0	0	0	106	358
7:00 AM	2	82	0	0	0	36	5	0	8	0	2	0	0	0	0	0	135	418
7:15 AM	1	88	0	0	0	30	3	0	8	0	3	0	0	0	0	0	133	467
7:30 AM	1	95	0	0	0	47	7	0	7	0	1	0	0	0	0	0	158	532
7:45 AM	1	75	0	0	0	38	2	0	16	0	2	0	0	0	0	0	134	560
8:00 AM	1	45	0	0	0	37	1	0	6	0	0	0	0	0	0	0	90	515
8:15 AM	0	55	0	0	0	36	2	0	7	0	6	0	0	0	0	0	106	488
8:30 AM	1	41	0	0	0	27	2	0	13	0	2	0	0	0	0	0	86	416
8:45 AM	1	48	0	0	0	20	5	0	7	0	0	0	0	0	0	0	81	363
9:00 AM	1	28	0	0	0	36	7	0	9	0	1	0	0	0	0	0	82	355
9:15 AM	1	26	0	0	0	27	1	0	6	0	2	0	0	0	0	0	63	312
9:30 AM	4	32	0	0	0	41	4	0	4	0	2	0	0	0	0	0	87	313
9:45 AM	0	29	0	0	0	21	5	0	5	0	2	0	0	0	0	0	62	294
10:00 AM	0	42	0	0	0	20	4	0	12	0	1	0	0	0	0	0	79	291
10:15 AM	0	33	0	0	0	34	6	0	4	0	1	0	0	0	0	0	78	306
10:30 AM	3	33	0	0	0	30	6	0	6	0	0	0	0	0	0	0	78	297
10:45 AM	3	38	0	0	0	35	7	0	5	0	1	0	0	0	0	0	89	324
11:00 AM	0	38	0	0	0	31	7	0	13	0	3	0	0	0	0	0	92	337
11:15 AM	0	44	0	0	0	32	4	0	7	0	3	0	0	0	0	0	90	349
11:30 AM	1	40	0	0	0	27	6	0	4	0	1	0	0	0	0	0	79	350
11:45 AM	0	39	0	0	0	29	7	0	10	0	2	0	0	0	0	0	87	348
12:00 PM	0	51	0	0	0	40	7	0	7	0	1	0	0	0	0	0	106	362
12:15 PM	1	44	0	0	0	37	6	0	7	0	1	0	0	0	0	0	96	368
12:30 PM	0	34	0	0	0	43	3	0	7	0	3	0	0	0	0	0	90	379
12:45 PM	0	44	0	0	0	40	9	0	9	0	3	0	0	0	0	0	105	397
1:00 PM	0	35	0	0	0	42	8	0	4	0	0	0	0	0	0	0	89	380
1:15 PM	2	48	0	0	0	44	7	0	6	0	1	0	0	0	0	0	108	392
1:30 PM	0	38	0	0	0	41	8	0	6	0	1	0	0	0	0	0	94	396
1:45 PM	1	44	0	0	0	46	3	0	8	0	4	0	0	0	0	0	106	397
2:00 PM	1	42	0	0	0	33	6	0	9	0	0	0	0	0	0	0	91	399
2:15 PM	0	57	0	0	0	45	4	0	7	0	1	0	0	0	0	0	114	405
2:30 PM	0	36	0	1	0	62	10	0	7	0	3	0	0	0	0	0	119	430
2:45 PM	1	44	0	0	0	74	8	0	10	0	3	0	0	0	0	0	140	464
3:00 PM	1	51	0	0	0	66	6	0	5	0	6	0	0	0	0	0	135	508
3:15 PM	1	50	0	1	0	63	8	0	7	0	2	0	0	0	0	0	132	526
3:30 PM	5	57	0	0	0	65	6	0	7	0	0	0	0	0	0	0	140	547

15-Min Count Period Beginning At	TH 61 (Northbound)				TH 61 (Southbound)				Cannon St (Eastbound)				Cannon St (Westbound)				Total	Hourly Totals
	Left	Thru	Right	U	Left	Thru	Right	U	Left	Thru	Right	U	Left	Thru	Right	U		
3:45 PM	7	57	0	0	0	64	6	0	10	0	0	0	0	0	0	0	144	551
4:00 PM	4	54	0	0	0	81	12	0	4	0	3	0	0	0	0	0	158	574
4:15 PM	2	54	0	0	0	70	8	0	9	0	3	0	0	0	0	0	146	588
4:30 PM	2	57	0	0	0	78	5	0	7	0	3	0	0	0	0	0	152	600
4:45 PM	4	61	0	0	0	89	6	0	14	0	6	0	0	0	0	0	180	636
5:00 PM	1	57	0	0	0	83	7	1	8	0	1	0	0	0	0	0	158	636
5:15 PM	2	63	0	0	0	73	6	0	10	0	6	0	0	0	0	0	160	650
5:30 PM	1	52	0	0	0	75	7	0	11	0	5	0	0	0	0	0	151	649
5:45 PM	2	54	0	0	0	79	4	0	9	0	3	0	0	0	0	0	151	620
6:00 PM	0	60	0	0	0	72	8	0	6	0	4	0	0	0	0	0	150	612
6:15 PM	1	47	0	0	0	53	4	0	5	0	3	0	0	0	0	0	113	565
6:30 PM	3	34	0	0	0	38	7	0	5	0	1	0	0	0	0	0	88	502
6:45 PM	2	20	0	0	0	47	2	0	6	0	1	0	0	0	0	0	78	429
Peak 15-Min Flowrates	Northbound				Southbound				Eastbound				Westbound				Total	
	Left	Thru	Right	U	Left	Thru	Right	U	Left	Thru	Right	U	Left	Thru	Right	U		
All Vehicles	16	244	0	0	0	356	24	0	56	0	24	0	0	0	0	0	720	
Heavy Trucks	0	12	0	0	0	16	0	0	0	0	0	0	0	0	0	0	28	
Buses																		
Pedestrians		0				0				0				0			0	
Bicycles	0	0	0		0	0	0		0	0	0		0	0	0		0	
Scoters																		
<i>Comments:</i>																		

Report generated on 3/8/2022 8:21 AM

SOURCE: Quality Counts, LLC (<http://www.qualitycounts.net>) 1-877-580-2212