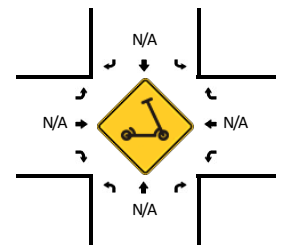
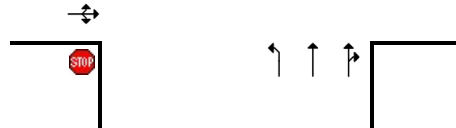
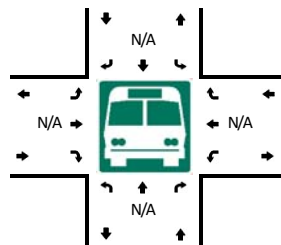
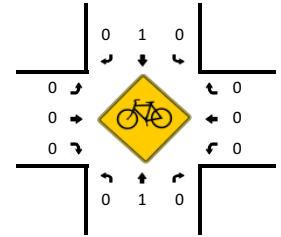
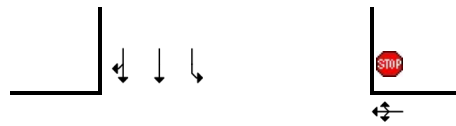
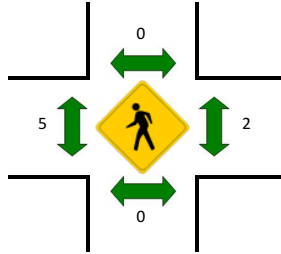
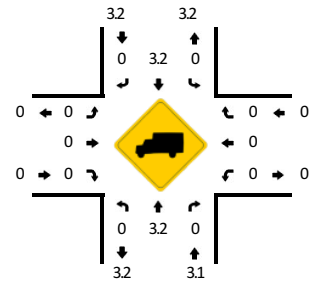
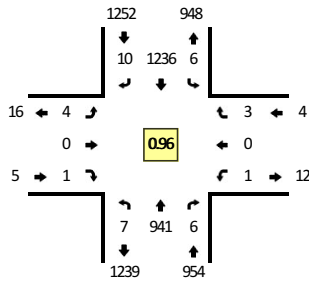


**LOCATION:** TH 61 -- 16th St  
**CITY/STATE:** Hastings, MN

**QC JOB #:** 15608723  
**DATE:** Tue, Feb 15 2022

**Peak-Hour: 4:30 PM -- 5:30 PM**  
**Peak 15-Min: 5:00 PM -- 5:15 PM**



15-Min Count Period Beginning At	TH 61 (Northbound)				TH 61 (Southbound)				16th St (Eastbound)				16th St (Westbound)				Total	Hourly Totals
	Left	Thru	Right	U	Left	Thru	Right	U	Left	Thru	Right	U	Left	Thru	Right	U		
6:00 AM	0	149	0	0	0	81	0	0	4	1	0	0	0	0	0	0	235	
6:15 AM	0	171	0	0	0	113	0	0	0	0	0	0	0	0	0	0	284	
6:30 AM	0	216	1	0	0	131	0	0	3	0	1	0	0	0	0	0	352	
6:45 AM	0	218	0	0	0	146	0	0	0	0	0	0	0	0	1	0	365	1236
7:00 AM	0	247	1	0	1	133	0	0	2	0	0	0	0	0	0	0	384	1385
7:15 AM	0	282	2	0	2	164	1	0	2	0	0	0	0	0	0	0	453	1554
7:30 AM	0	327	2	1	3	182	1	0	0	0	0	0	0	0	0	0	516	1718
7:45 AM	1	216	3	0	7	235	0	0	1	0	0	0	0	0	0	0	463	1816
8:00 AM	0	149	3	0	4	160	0	0	1	0	0	0	0	0	1	0	318	1750
8:15 AM	0	175	1	0	4	150	0	0	0	0	0	0	0	1	0	2	333	1630
8:30 AM	1	160	2	0	2	145	0	0	1	0	0	0	0	0	1	0	312	1426
8:45 AM	0	173	3	0	1	156	1	0	1	0	0	0	0	0	2	0	337	1300
9:00 AM	1	146	8	0	2	145	0	0	3	0	0	0	4	0	2	0	311	1293
9:15 AM	0	129	2	0	1	132	2	0	1	0	1	0	0	0	2	0	270	1230
9:30 AM	0	148	2	0	1	161	0	0	1	0	0	0	0	0	0	0	313	1231
9:45 AM	1	140	4	0	4	149	1	0	1	0	0	0	0	0	1	0	301	1195
10:00 AM	1	165	4	1	3	129	2	0	0	0	1	0	1	0	3	0	310	1194
10:15 AM	0	144	3	0	1	168	1	0	3	0	0	0	0	0	2	0	322	1246
10:30 AM	1	146	0	0	1	139	1	0	0	0	0	0	0	1	0	1	290	1223
10:45 AM	0	134	6	0	0	148	0	0	1	0	0	0	0	0	0	0	289	1211
11:00 AM	1	143	4	1	0	162	2	1	0	1	0	0	0	0	0	0	315	1216
11:15 AM	0	164	2	0	3	185	3	1	1	0	0	0	1	0	1	0	361	1255
11:30 AM	1	161	7	0	2	180	1	0	2	0	0	0	0	0	0	0	354	1319
11:45 AM	1	165	2	0	2	177	1	0	2	0	0	0	0	0	0	0	350	1380
12:00 PM	2	175	5	0	5	204	0	2	1	0	1	0	1	0	0	0	396	1461
12:15 PM	0	173	2	1	4	201	0	0	1	0	1	0	0	0	1	0	384	1484
12:30 PM	1	146	4	0	2	213	1	0	0	0	2	0	0	0	0	0	369	1499
12:45 PM	1	141	1	0	3	192	1	0	1	0	0	0	0	0	0	0	340	1489
1:00 PM	2	170	4	0	3	175	1	0	3	0	0	0	1	0	1	0	360	1453
1:15 PM	3	141	2	0	1	162	2	0	1	0	1	0	1	0	2	0	316	1385
1:30 PM	0	206	5	0	1	182	0	0	0	0	0	0	1	0	0	0	395	1411
1:45 PM	1	170	5	0	2	193	1	0	4	1	0	0	0	0	0	0	377	1448
2:00 PM	0	169	3	0	1	197	1	0	1	0	0	0	0	0	0	0	372	1460
2:15 PM	1	222	2	0	4	244	1	0	1	0	0	0	1	0	0	0	476	1620
2:30 PM	1	177	0	0	1	258	1	0	0	0	0	0	0	0	1	0	439	1664
2:45 PM	2	178	3	0	2	299	1	0	0	0	1	0	0	0	0	0	486	1773
3:00 PM	0	269	1	0	8	260	0	0	2	0	0	0	1	0	2	0	543	1944
3:15 PM	1	226	2	1	2	266	3	2	0	0	0	0	0	0	1	0	504	1972
3:30 PM	1	205	1	0	1	290	1	0	1	0	0	0	0	0	4	0	504	2037

15-Min Count Period Beginning At	TH 61 (Northbound)				TH 61 (Southbound)				16th St (Eastbound)				16th St (Westbound)				Total	Hourly Totals
	Left	Thru	Right	U	Left	Thru	Right	U	Left	Thru	Right	U	Left	Thru	Right	U		
3:45 PM	0	186	4	0	5	288	2	0	0	0	0	0	0	0	2	0	487	2038
4:00 PM	2	205	4	0	4	323	2	0	1	0	0	0	1	0	0	0	542	2037
4:15 PM	1	204	2	0	3	299	1	0	0	0	1	0	1	0	2	0	514	2047
4:30 PM	1	257	1	0	4	288	6	0	1	0	0	0	0	0	1	0	559	2102
4:45 PM	2	219	3	0	1	299	1	0	1	0	0	0	0	0	1	0	527	2142
5:00 PM	1	230	1	1	0	341	2	0	0	0	1	0	1	0	1	0	579	2179
5:15 PM	2	235	1	0	1	308	1	0	2	0	0	0	0	0	0	0	550	2215
5:30 PM	4	218	1	0	2	243	2	0	2	0	0	0	0	0	0	0	472	2128
5:45 PM	3	137	3	0	1	289	0	0	1	0	0	0	0	0	0	0	434	2035
6:00 PM	2	184	0	0	2	217	1	0	1	0	0	0	0	0	0	0	407	1863
6:15 PM	1	149	0	0	5	205	0	0	0	0	0	0	1	0	0	0	361	1674
6:30 PM	1	132	2	0	1	174	1	0	3	0	0	0	0	0	0	0	314	1516
6:45 PM	0	125	0	0	1	183	0	0	0	0	0	0	0	0	1	0	310	1392
Peak 15-Min Flowrates	Northbound				Southbound				Eastbound				Westbound				Total	
	Left	Thru	Right	U	Left	Thru	Right	U	Left	Thru	Right	U	Left	Thru	Right	U		
All Vehicles	4	920	4	4	0	1364	8	0	0	0	4	0	4	0	4	0	2316	
Heavy Trucks	0	20	0		0	68	0		0	0	0		0	0	0		88	
Buses																		
Pedestrians		0				0				8				0			8	
Bicycles	0	0	0		0	0	0		0	0	0		0	0	0		0	
Scoters																		
<i>Comments:</i>																		

Report generated on 3/8/2022 8:21 AM

SOURCE: Quality Counts, LLC (<http://www.qualitycounts.net>) 1-877-580-2212