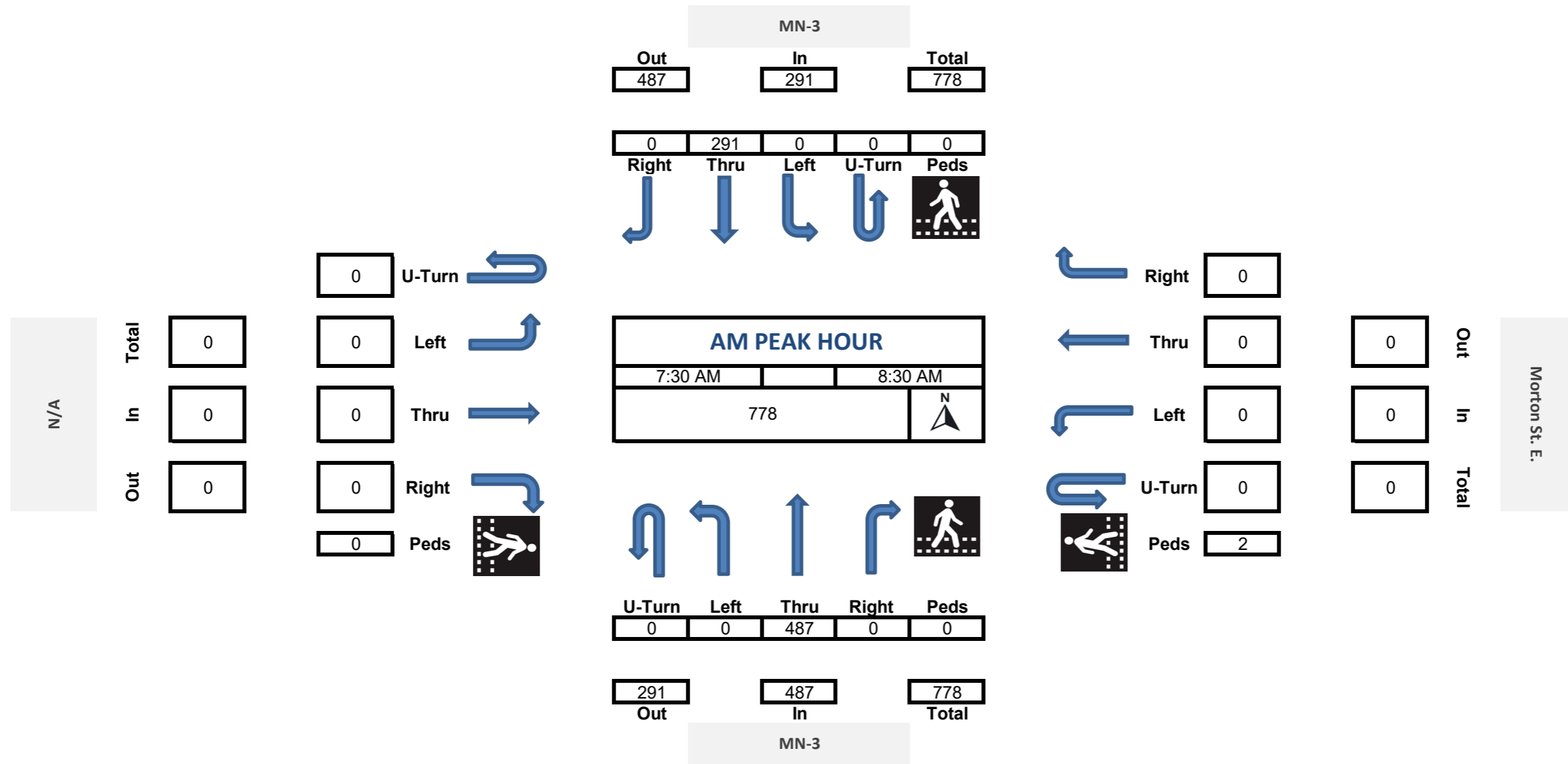







3:15 PM	1	0	93	0	0	0	0	0	0	0	0	0	0	0	112	1	0	0	0	0	0	0	0	207	0
3:30 PM	0	3	117	0	0	0	0	1	0	2	0	0	0	0	124	0	0	0	0	0	0	0	0	247	0
3:45 PM	0	1	116	0	0	0	0	0	1	0	1	0	0	0	95	1	0	0	0	0	0	0	0	215	0
Hourly Total	1	4	433	0	0	0	0	2	0	4	1	1	0	0	433	2	1	0	0	0	0	0	0	879	1
4:00 PM	0	0	127	0	0	0	0	0	1	0	0	0	0	0	106	0	0	0	0	0	0	0	0	234	0
4:15 PM	1	1	137	0	0	0	0	1	0	2	0	0	0	0	97	1	0	0	0	0	0	0	0	240	0
4:30 PM	0	2	119	0	0	0	0	0	0	0	0	0	0	0	90	1	0	0	0	0	0	0	0	212	0
4:45 PM	0	0	163	0	0	0	0	0	0	2	1	0	0	0	97	1	0	0	0	0	0	0	0	263	0
Hourly Total	1	3	546	0	0	0	0	2	0	4	1	0	0	0	390	3	0	0	0	0	0	0	0	949	0
5:00 PM	0	0	150	0	0	0	0	0	0	0	0	0	0	0	111	0	0	0	0	0	0	0	0	261	0
5:15 PM	0	1	131	0	0	0	0	0	0	1	0	0	0	0	105	0	0	0	0	0	0	0	0	238	0
5:30 PM	0	1	107	0	0	0	0	2	0	1	0	0	0	0	117	1	0	0	0	0	0	0	0	229	0
5:45 PM	1	0	79	0	0	0	0	0	0	1	0	1	0	0	90	0	0	0	0	0	0	0	0	171	1
Hourly Total	1	2	467	0	0	0	0	2	0	3	0	1	0	0	423	1	0	0	0	0	0	0	0	899	1
TOTAL	4	13	3807	0	0	0	0	11	0	15	5	5	2	0	4300	11	1	1	0	0	0	0	0	8163	12
Cars+	4	13	3726	0			0	11	0	13			2	0	4229	9			0	0	0	0			
Trucks	0	0	81	0			0	0	0	2			0	0	71	2			0	0	0	0			156
% Trucks	0.0	0.0	2.1	0.0			0.0	0.0	0.0	13.3			0.0	0.0	1.7	18.2			0.0	0.0	0.0	0.0			1.9
		2.1						7.7						1.7					0.0						





N/A

Total	0	0	U-Turn	
In	0	0	Left	
Out	0	0	Thru	
		0	Right	
		0	Peds	

MN-3		
Out	In	Total
434	553	987

0	551	2	0	0
Right	Thru	Left	U-Turn	Peds



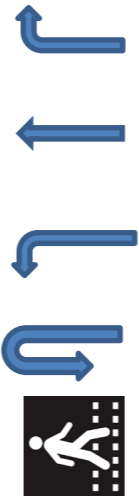
PM PEAK HOUR	
4:45 PM	5:45 PM
991	
	

U-Turn	Left	Thru	Right	Peds
0	0	430	2	0



553	432	985
Out	In	Total
MN-3		

Right	4
Thru	0
Left	2
U-Turn	0
Peds	1



4	Out
6	In
10	Total

Morton St. E.