

MINNESOTA DEPARTMENT of TRANSPORTATION

Metro District Traffic Engineering

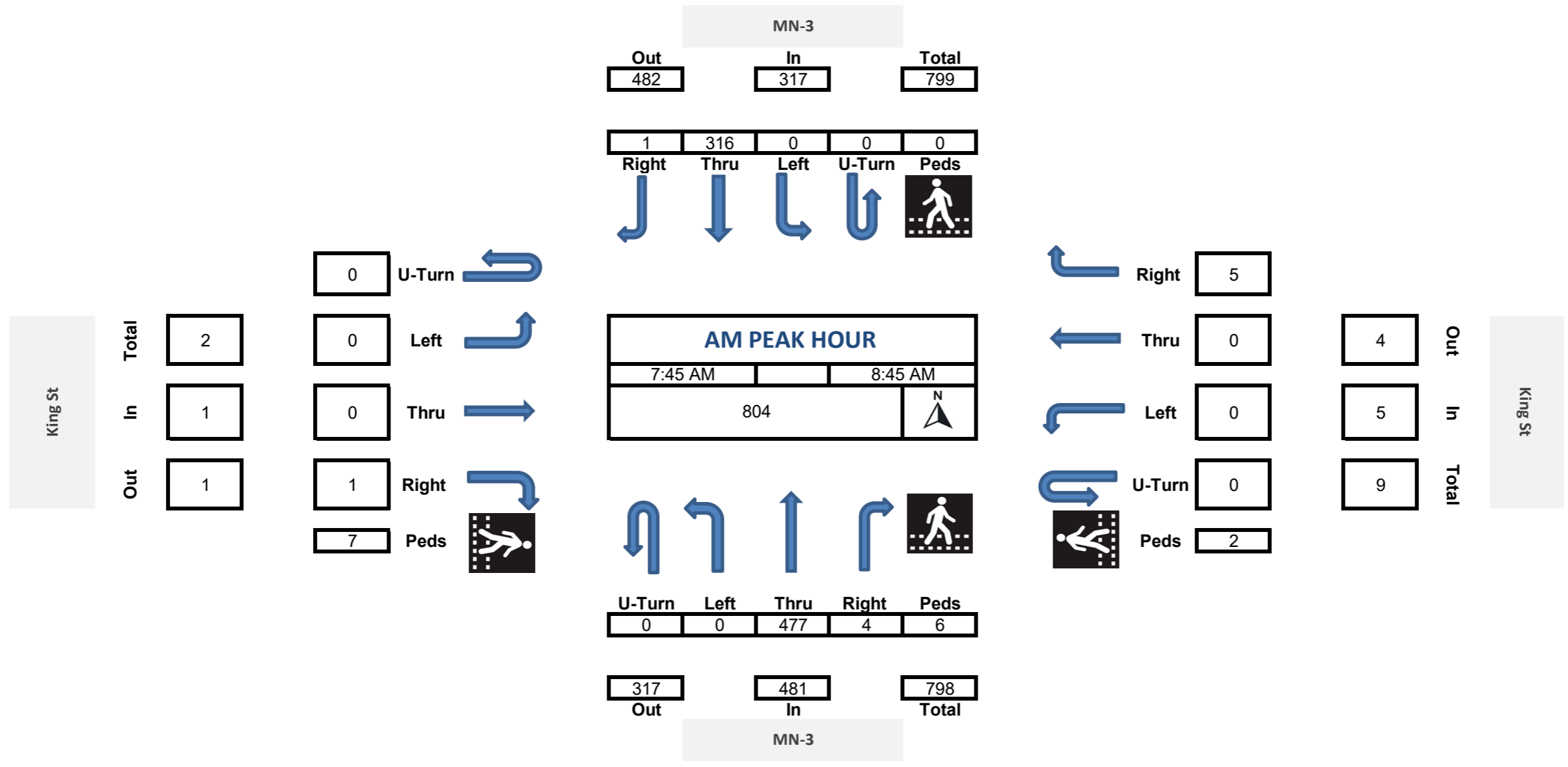
METRO TRAFFIC DATA COLLECTION UNIT

Program Support

TURN MOVEMENT COUNTS






Intersection: MN-7 at King St_2023																											
City: St Paul																											
County:																											
Ref.Pt.:																											
Start Date: 11/8/2023																											
Road Name	MN-3						King St						MN-3						King St								
Direction	South Bound						West Bound						North Bound						East Bound								
Start Time	U Turns	Left Turns	Straight Through	Right Turns	EB Ped Crossings	WB Ped Crossings	U Turns	Left Turns	Straight Through	Right Turns	NB Ped Crossings	SB Ped Crossings	U Turns	Left Turns	Straight Through	Right Turns	EB Ped Crossings	WB Ped Crossings	U Turns	Left Turns	Straight Through	Right Turns	NB Ped Crossings	SB Ped Crossings	Int. Total	Peds Total	
6:00 AM	0	0	15	0	0	0	0	0	0	0	0	0	0	0	29	0	0	0	0	0	0	0	1	0	0	45	0
6:15 AM	0	0	12	0	0	0	0	0	0	0	0	0	0	0	46	0	0	0	0	0	0	0	0	0	0	58	0
6:30 AM	0	0	30	0	0	0	0	0	0	0	0	0	0	0	62	2	0	0	0	0	0	0	0	0	0	94	0
6:45 AM	0	0	31	0	0	0	0	0	0	1	0	0	0	0	55	2	0	0	0	0	1	0	2	0	0	92	0
Hourly Total	0	0	88	0	0	0	0	0	0	1	0	0	0	0	192	4	0	0	0	0	1	0	3	0	0	289	0
7:00 AM	0	0	36	0	0	0	0	0	0	0	0	0	0	0	83	1	0	0	0	0	0	0	0	0	0	120	0
7:15 AM	0	0	55	0	0	0	0	0	0	1	0	0	0	0	106	1	0	0	0	0	0	0	0	1	2	163	2
7:30 AM	0	0	50	0	0	0	0	0	0	1	0	0	0	0	115	0	0	0	0	0	0	0	1	1	0	167	0
7:45 AM	0	0	80	0	0	0	0	0	0	3	1	1	0	0	136	1	0	1	0	0	0	0	1	1	0	221	2
Hourly Total	0	0	221	0	0	0	0	0	0	5	1	1	0	0	440	3	0	1	0	0	0	0	2	3	2	671	4
8:00 AM	0	0	67	1	0	0	0	0	0	0	0	0	0	0	95	1	2	0	0	0	0	0	0	1	0	164	1
8:15 AM	0	0	99	0	0	0	0	0	0	1	0	0	0	0	133	0	0	3	0	0	0	0	0	1	2	233	5
8:30 AM	0	0	70	0	0	0	0	0	0	1	0	0	0	0	113	2	0	0	0	0	0	0	0	0	2	186	2
8:45 AM	0	0	45	0	0	0	0	0	0	0	0	0	0	0	84	1	0	0	0	0	0	0	0	0	0	130	0
Hourly Total	0	0	281	1	0	0	0	0	0	2	0	0	0	0	425	4	2	3	0	0	0	0	0	1	5	713	8
9:00 AM	0	0	50	0	0	0	0	0	0	1	0	0	0	0	77	1	1	0	0	0	0	0	0	0	0	129	0
9:15 AM	0	0	56	0	0	0	0	0	0	1	0	0	0	0	64	1	0	0	0	0	0	0	0	0	0	122	0
9:30 AM	0	0	58	0	0	0	0	0	0	0	0	0	0	0	67	2	0	0	0	0	0	0	0	0	0	127	0
9:45 AM	0	0	58	0	0	0	0	0	0	2	0	0	0	0	72	0	0	0	0	0	0	0	0	0	0	132	0
Hourly Total	0	0	222	0	0	0	0	0	0	4	0	0	0	0	280	4	1	0	0	0	0	0	0	0	0	510	0
10:00 AM	0	0	75	1	0	0	0	0	0	1	0	0	0	0	58	1	0	0	0	0	0	0	1	0	0	137	0
10:15 AM	0	0	62	0	0	0	0	0	0	0	1	0	0	0	73	1	0	0	0	0	0	0	0	0	0	136	0
10:30 AM	0	0	62	0	0	0	0	0	0	0	0	0	0	0	82	1	0	0	0	0	0	0	0	0	0	145	0
10:45 AM	0	0	58	1	1	0	0	0	0	0	0	0	0	0	78	1	0	0	0	0	0	0	0	0	1	138	1
Hourly Total	0	0	257	2	1	0	0	0	0	1	1	0	0	0	291	4	0	0	0	0	0	0	1	0	1	556	1
11:00 AM	0	0	65	2	0	0	0	0	0	0	0	0	0	0	73	1	0	0	0	0	0	0	0	0	0	141	0
11:15 AM	0	0	76	1	0	0	0	0	0	1	0	0	0	0	71	1	0	1	0	0	0	0	1	0	0	151	1
11:30 AM	0	0	68	1	0	0	0	0	0	0	1	0	0	0	85	0	1	0	0	0	0	0	1	0	0	155	0
11:45 AM	0	0	80	2	0	0	0	0	0	0	0	0	0	0	72	1	0	0	0	0	0	0	0	0	0	155	0
Hourly Total	0	0	289	6	0	0	0	0	0	1	1	0	0	0	301	3	1	1	0	0	0	0	2	0	0	602	1
12:00 PM	0	0	90	0	0	0	0	0	0	0	0	0	0	0	73	2	0	0	0	0	0	0	2	0	0	167	0
12:15 PM	0	0	98	1	0	0	0	0	0	0	1	0	0	0	92	0	0	0	0	0	0	0	1	0	0	192	0
12:30 PM	0	0	73	2	0	0	0	0	0	2	0	0	0	0	99	2	0	0	0	0	0	0	1	0	0	179	0
12:45 PM	0	0	76	2	0	0	0	0	0	0	1	0	0	0	109	3	1	1	0	0	0	0	0	0	1	190	2
Hourly Total	0	0	337	5	0	0	0	0	0	2	2	0	0	0	373	7	1	1	0	0	0	4	0	1	0	728	2
1:00 PM	0	0	70	0	0	0	0	0	0	1	0	0	0	0	86	0	0	0	0	0	0	0	0	0	0	157	0
1:15 PM	0	0	68	0	1	1	0	0	0	1	0	0	0	0	71	2	0	0	0	0	0	0	1	0	0	143	1
1:30 PM	0	0	81	0	0	0	0	0	0	0	0	0	0	0	83	1	0	0	0	0	0	0	0	0	0	165	0
1:45 PM	0	0	80	1	0	0	0	0	0	0	0	0	0	0	80	0	0	1	0	0	0	0	1	0	0	162	1
Hourly Total	0	0	299	1	1	1	0	0	0	2	0	0	0	0	320	3	0	1	0	0	0	2	0	0	0	627	2
2:00 PM	0	0	96	1	0	1	0	0	0	0	0	0	0	0	85	1	0	0	0	0	0	0	3	2	0	186	1
2:15 PM	0	0	100	0	0	0	0	0	0	1	0	1	0	0	102	1	0	0	0	0	0	0	0	0	0	204	1
2:30 PM	0	0	83	1	0	0	0	0	0	0	0	0	0	0	113	2	0	0	0	0	0	0	0	0	0	199	0
2:45 PM	0	0	110	3	0	0	0	0	0	0	0	0	0	0	100	0	0	0	0	0	0	0	0	0	1	213	1
Hourly Total	0	0	389	5	0	1	0	0	0	1	0	1	0	0	400	4	0	0	0	0	0	3	2	2	1	802	3
3:00 PM	0	0	109	0	0	0	0	0	0	1	0	0	0	0	109	5	3	0	0	0	0	0	2	0	0	226	0

3:15 PM	0	0	85	1	0	0	0	0	0	1	7	2	0	0	110	2	0	1	0	0	0	3	2	0	202	3
3:30 PM	0	0	121	2	0	0	0	0	0	1	0	0	0	0	120	0	0	0	0	0	0	2	1	0	246	0
3:45 PM	0	0	113	2	0	0	0	0	0	0	2	0	0	0	101	2	0	0	0	0	0	1	1	0	219	0
Hourly Total	0	0	428	5	0	0	0	0	0	3	9	2	0	0	440	9	3	1	0	0	0	8	4	0	893	3
4:00 PM	0	0	118	0	0	0	0	0	0	0	0	0	0	0	102	0	0	0	0	0	0	0	0	0	220	0
4:15 PM	0	0	144	0	0	1	0	0	0	0	0	0	0	0	96	3	0	0	0	0	0	0	0	1	243	2
4:30 PM	0	0	131	0	0	0	0	0	0	1	0	0	0	0	95	2	0	0	0	0	0	1	0	0	230	0
4:45 PM	0	0	154	2	0	0	0	0	0	1	0	0	0	0	103	2	2	0	0	0	0	2	0	0	264	0
Hourly Total	0	0	547	2	0	1	0	0	0	2	0	0	0	0	396	7	2	0	0	0	0	3	0	1	957	2
5:00 PM	0	0	154	2	0	0	0	0	0	1	1	0	0	0	105	0	0	0	0	0	0	3	0	0	265	0
5:15 PM	0	0	143	0	0	0	0	0	0	0	0	0	0	0	114	2	0	1	0	0	0	0	0	0	259	1
5:30 PM	0	0	109	1	1	0	0	0	0	1	0	0	0	0	116	3	1	0	0	0	0	1	0	0	231	0
5:45 PM	0	0	88	1	0	0	0	0	0	0	0	0	0	0	85	1	0	0	0	0	0	0	0	0	175	0
Hourly Total	0	0	494	4	1	0	0	0	0	2	1	0	0	0	420	6	1	1	0	0	0	4	0	0	930	1
TOTAL	0	0	3852	31	3	3	0	0	0	26	15	4	0	0	4278	58	11	9	0	1	0	32	10	11	8278	66
Cars+	0	0	3772	31			0	0	0	26			0	0	4198	53			0	1	0	30				
Trucks	0	0	80	0			0	0	0	0			0	0	80	5			0	0	0	2				167
% Trucks	0.0	0.0	2.1	0.0			0.0	0.0	0.0	0.0			0.0	0.0	1.9	8.6			0.0	0.0	0.0	6.3				2.0









King St






Total	11
In	6
Out	5

0	U-Turn	
0	Left	
0	Thru	
6	Right	
0	Peds	






MN-3		
Out	In	Total
441	565	1006

5	560	0	0	1
Right	Thru	Left	U-Turn	Peds
				

PM PEAK HOUR	
4:45 PM	5:45 PM
1019	
	

0	0	438	7	4
U-Turn	Left	Thru	Right	Peds
				

566	445	1011
Out	In	Total
MN-3		

3	0	0	0	1
Right	Thru	Left	U-Turn	Peds
				

7	3	10
Out	In	Total

King St