

SRF Consulting

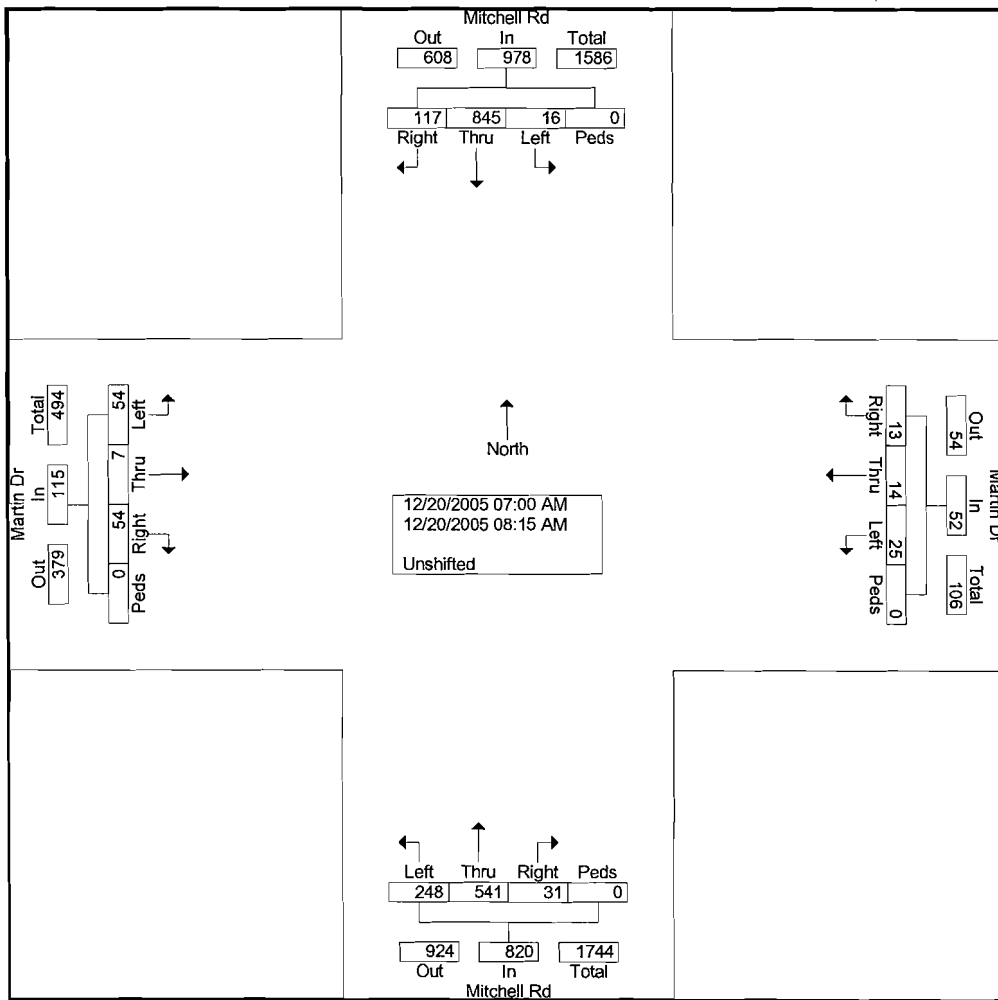
One Carlson Parkway North, Suite 150
Minneapolis, MN 55447

Day of Week: Tuesday
Counted By: Mary
Intersection: Mitchell Rd & Martin Dr
Project #: 5553

File Name : 12200111
Site Code : 12200111
Start Date : 12/20/2005
Page No : 1

Groups Printed- Unshifted

Start Time	Mitchell Rd Southbound					Martin Dr Westbound					Mitchell Rd Northbound					Martin Dr Eastbound					Int. Total
	Right	Thru	Left	Peds	App. Total	Right	Thru	Left	Peds	App. Total	Right	Thru	Left	Peds	App. Total	Right	Thru	Left	Peds	App. Total	
07:00 AM	11	89	1	0	101	1	4	3	0	8	10	60	32	0	102	12	0	15	0	27	238
07:15 AM	17	141	3	0	161	1	2	8	0	11	4	71	35	0	110	13	1	10	0	24	306
07:30 AM	19	177	1	0	197	3	2	2	0	7	4	91	41	0	136	9	0	7	0	16	356
07:45 AM	29	184	6	0	219	1	3	2	0	6	6	130	42	0	178	5	1	10	0	16	419
Total	76	591	11	0	678	6	11	15	0	32	24	352	150	0	526	39	2	42	0	83	1319
08:00 AM	30	130	2	0	162	4	2	6	0	12	4	92	59	0	155	7	1	7	0	15	344
08:15 AM	11	124	3	0	138	3	1	4	0	8	3	97	39	0	139	8	4	5	0	17	302
Grand Total	117	845	16	0	978	13	14	25	0	52	31	541	248	0	820	54	7	54	0	115	1965
Apprch %	12	86.4	1.6	0		25	26.9	48.1	0		3.8	66	30.2	0		47	6.1	47	0		
Total %	6	43	0.8	0	49.8	0.7	0.7	1.3	0	2.6	1.6	27.5	12.6	0	41.7	2.7	0.4	2.7	0	5.9	

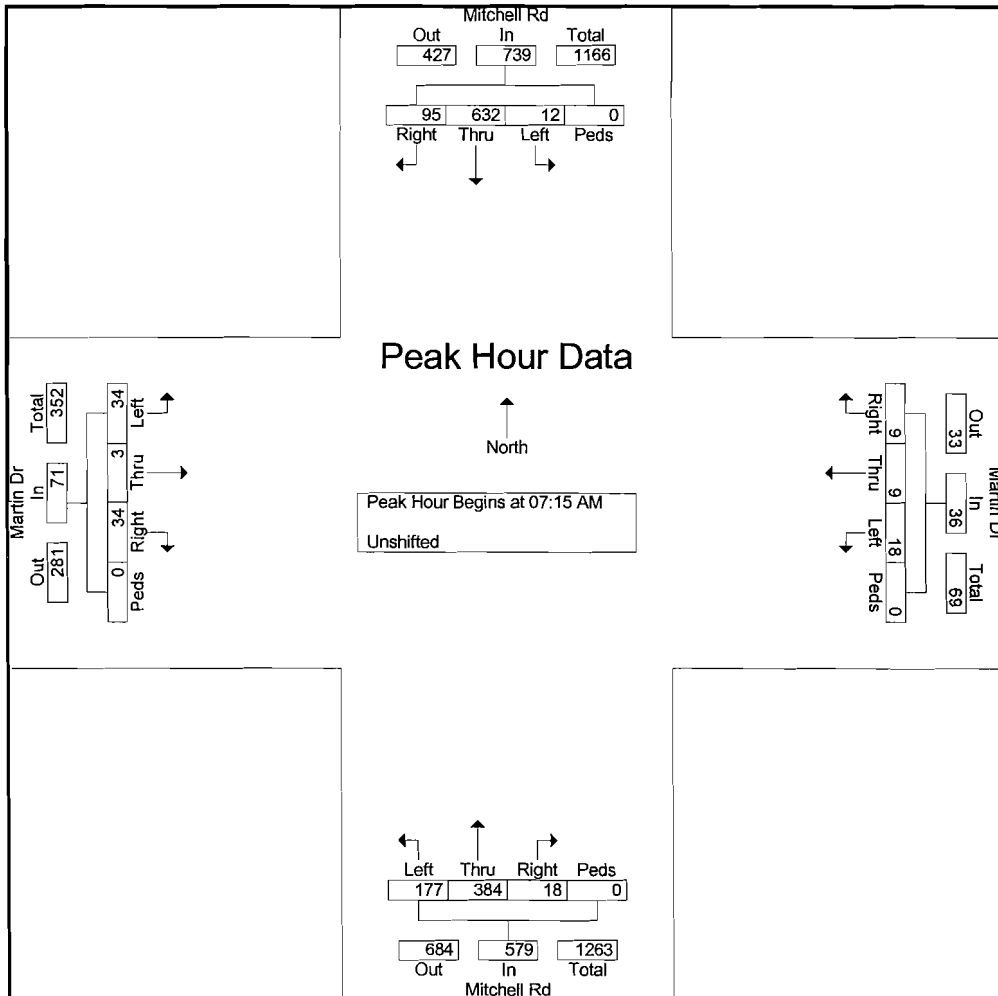


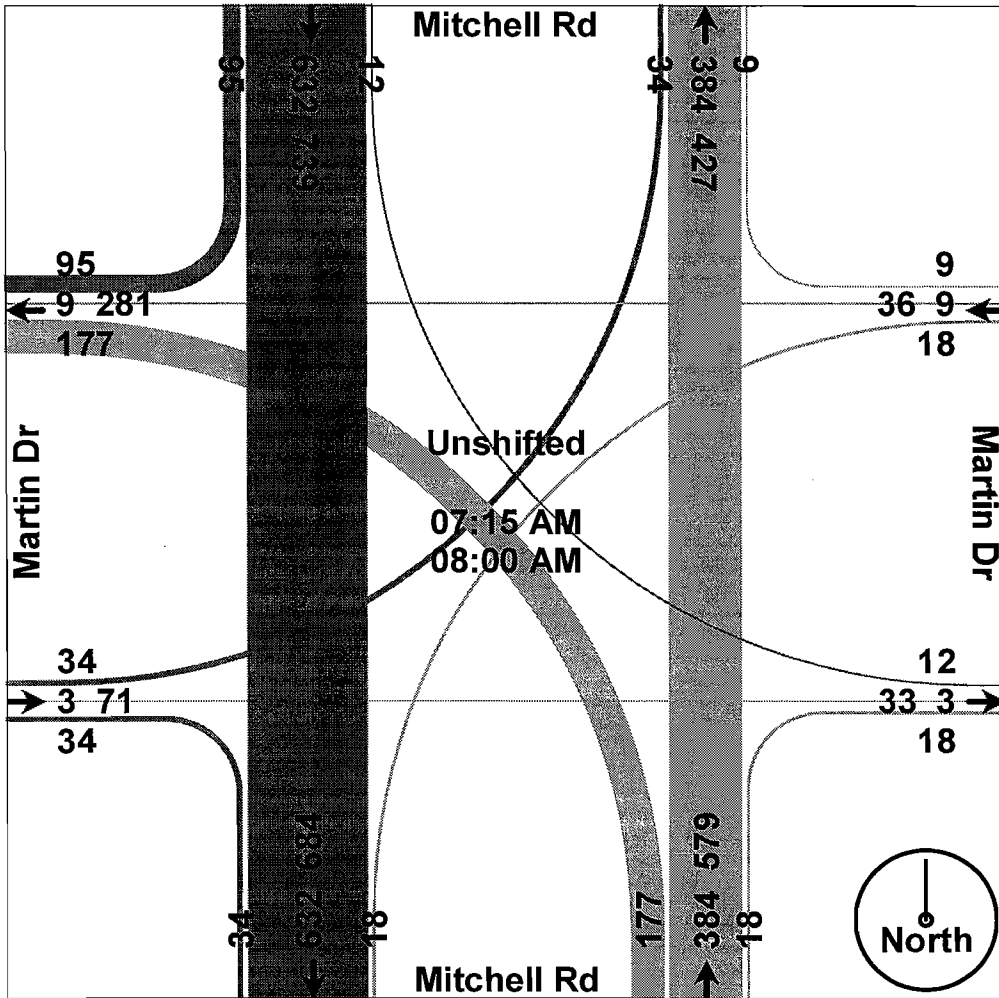
SRF Consulting

One Carlson Parkway North, Suite 150
Minneapolis, MN 55447

File Name : 12200111
 Site Code : 12200111
 Start Date : 12/20/2005
 Page No : 2

Start Time	Mitchell Rd Southbound					Martin Dr Westbound					Mitchell Rd Northbound					Martin Dr Eastbound					Int. Total
	Right	Thru	Left	Peds	App. Total	Right	Thru	Left	Peds	App. Total	Right	Thru	Left	Peds	App. Total	Right	Thru	Left	Peds	App. Total	
Peak Hour Analysis From 07:00 AM to 08:15 AM - Peak 1 of 1																					
Peak Hour for Entire Intersection Begins at 07:15 AM																					
07:15 AM	17	141	3	0	161	1	2	8	0	11	4	71	35	0	110	13	1	10	0	24	306
07:30 AM	19	177	1	0	197	3	2	2	0	7	4	91	41	0	136	9	0	7	0	16	356
07:45 AM	29	184	6	0	219	1	3	2	0	6	6	130	42	0	178	5	1	10	0	16	419
08:00 AM	30	130	2	0	162	4	2	6	0	12	4	92	59	0	155	7	1	7	0	15	344
Total Volume	95	632	12	0	739	9	9	18	0	36	18	384	177	0	579	34	3	34	0	71	1425
% App. Total	12.9	85.5	1.6	0		25	25	50	0		3.1	66.3	30.6	0		47.9	4.2	47.9	0		
PHF	.792	.859	.500	.000	.844	.563	.750	.563	.000	.750	.750	.738	.750	.000	.813	.654	.750	.850	.000	.740	.850





SRF Consulting

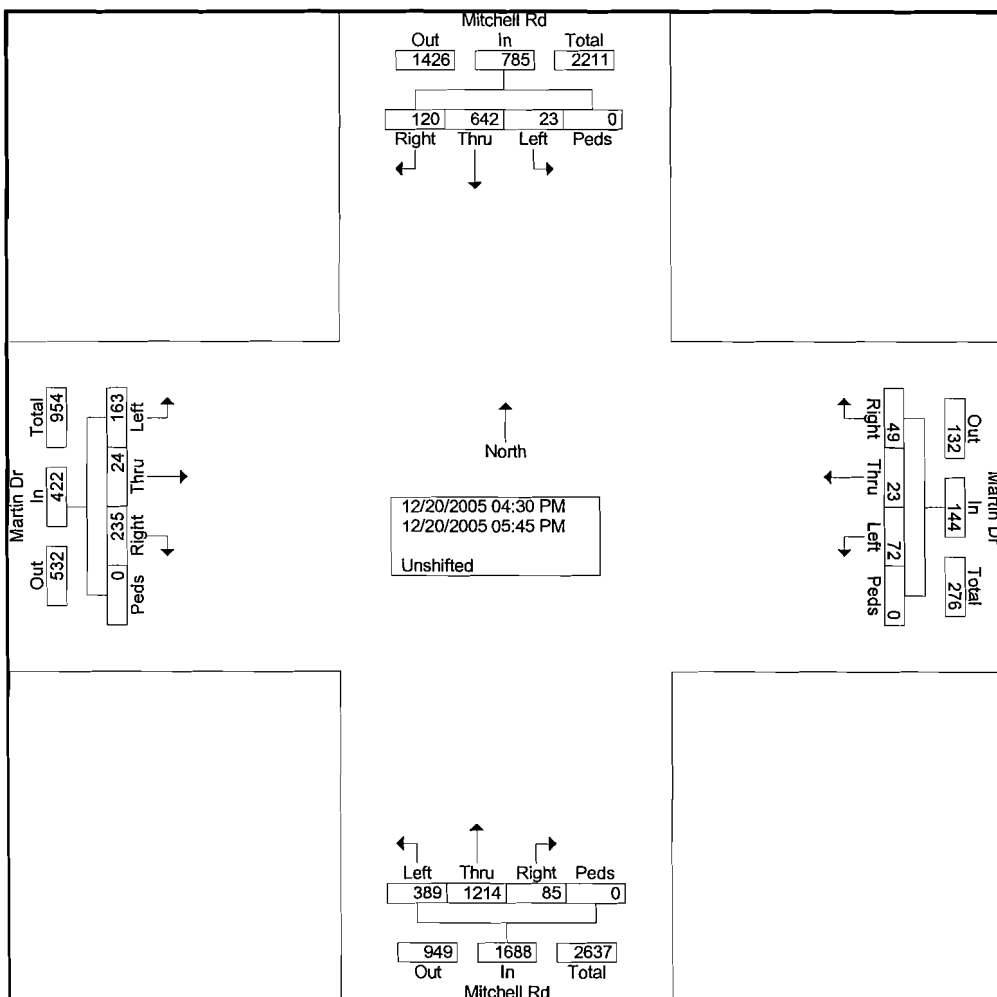
One Carlson Parkway North, Suite 150
Minneapolis, MN 55447

Day of Week: Tuesday
Counted By: Mary
Intersection: Mitchell & Martin
Project #: 5553

File Name : 12200112
Site Code : 12200112
Start Date : 12/20/2005
Page No : 1

Groups Printed- Unshifted

Start Time	Mitchell Rd Southbound					Martin Dr Westbound					Mitchell Rd Northbound					Martin Dr Eastbound					Int. Total
	Right	Thru	Left	Peds	App. Total	Right	Thru	Left	Peds	App. Total	Right	Thru	Left	Peds	App. Total	Right	Thru	Left	Peds	App. Total	
04:30 PM	15	86	3	0	104	6	4	13	0	23	15	147	48	0	210	46	8	33	0	87	424
04:45 PM	12	93	4	0	109	9	3	13	0	25	15	215	65	0	295	31	2	25	0	58	487
Total	27	179	7	0	213	15	7	26	0	48	30	362	113	0	505	77	10	58	0	145	911
05:00 PM	21	116	6	0	143	8	1	13	0	22	17	179	80	0	276	44	4	32	0	80	521
05:15 PM	33	143	4	0	180	11	11	14	0	36	11	248	81	0	340	47	6	26	0	79	635
05:30 PM	20	107	4	0	131	5	2	6	0	13	8	226	60	0	294	36	1	22	0	59	497
05:45 PM	19	97	2	0	118	10	2	13	0	25	19	199	55	0	273	31	3	25	0	59	475
Total	93	463	16	0	572	34	16	46	0	96	55	852	276	0	1183	158	14	105	0	277	2128
Grand Total	120	642	23	0	785	49	23	72	0	144	85	1214	389	0	1688	235	24	163	0	422	3039
Apprch %	15.3	81.8	2.9	0		34	16	50	0		5	71.9	23	0		55.7	5.7	38.6	0		
Total %	3.9	21.1	0.8	0	25.8	1.6	0.8	2.4	0	4.7	2.8	39.9	12.8	0	55.5	7.7	0.8	5.4	0	13.9	

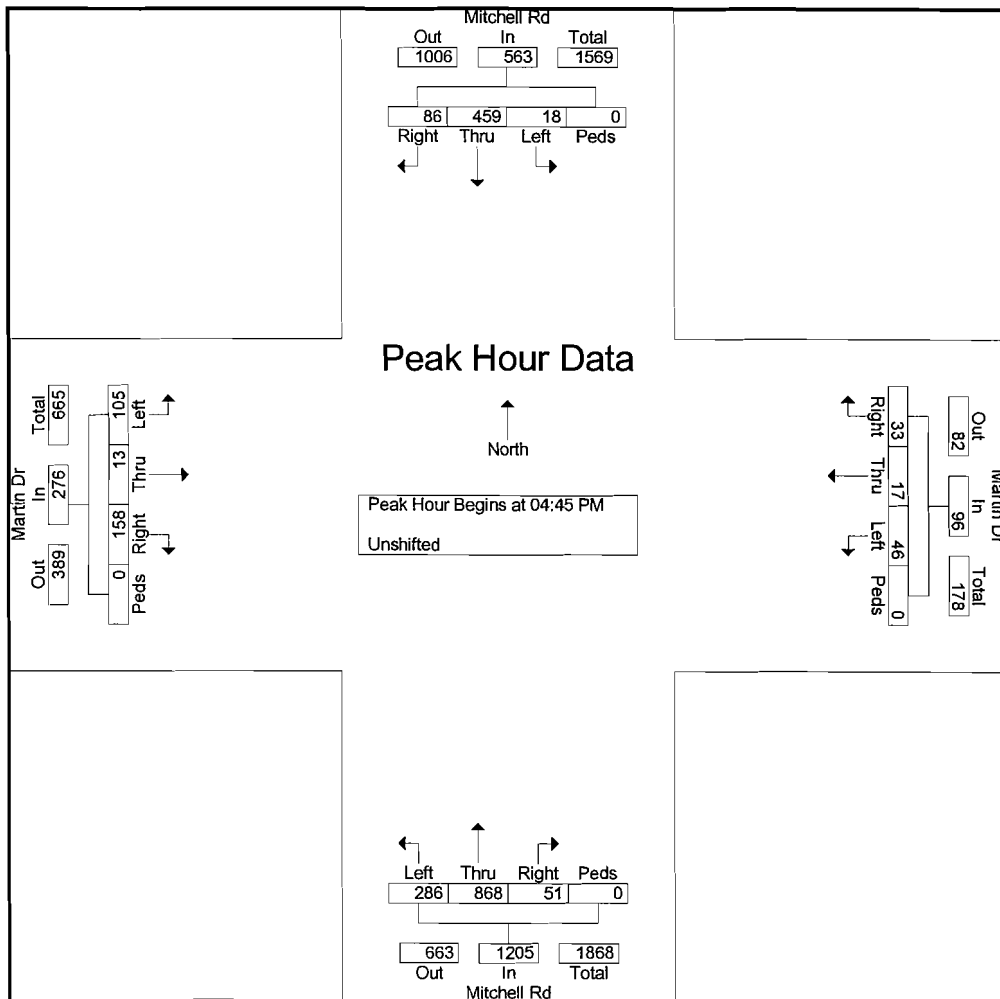


SRF Consulting

One Carlson Parkway North, Suite 150
Minneapolis, MN 55447

File Name : 12200112
Site Code : 12200112
Start Date : 12/20/2005
Page No : 2

Start Time	Mitchell Rd Southbound					Martin Dr Westbound					Mitchell Rd Northbound					Martin Dr Eastbound					Int. Total
	Right	Thru	Left	Peds	App. Total	Right	Thru	Left	Peds	App. Total	Right	Thru	Left	Peds	App. Total	Right	Thru	Left	Peds	App. Total	
Peak Hour Analysis From 04:30 PM to 05:45 PM - Peak 1 of 1																					
Peak Hour for Entire Intersection Begins at 04:45 PM																					
04:45 PM	12	93	4	0	109	9	3	13	0	25	15	215	65	0	295	31	2	25	0	58	487
05:00 PM	21	116	6	0	143	8	1	13	0	22	17	179	80	0	276	44	4	32	0	80	521
05:15 PM	33	143	4	0	180	11	11	14	0	36	11	248	81	0	340	47	6	26	0	79	635
05:30 PM	20	107	4	0	131	5	2	6	0	13	8	226	60	0	294	36	1	22	0	59	497
Total Volume	86	459	18	0	563	33	17	46	0	96	51	868	286	0	1205	158	13	105	0	276	2140
% App. Total	15.3	81.5	3.2	0		34.4	17.7	47.9	0		4.2	72	23.7	0		57.2	4.7	38	0		
PHF	.652	.802	.750	.000	.782	.750	.386	.821	.000	.667	.750	.875	.883	.000	.886	.840	.542	.820	.000	.863	.843



SRF Consulting

One Carlson Parkway North, Suite 150
Minneapolis, MN 55447

File Name : 12200112
Site Code : 12200112
Start Date : 12/20/2005
Page No : 3

