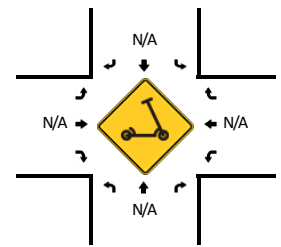
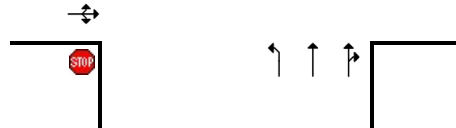
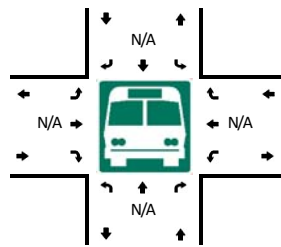
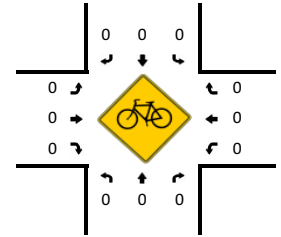
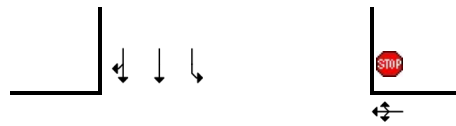
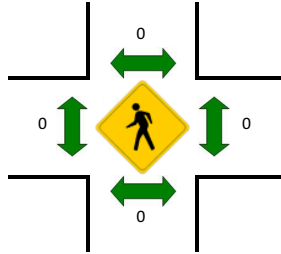
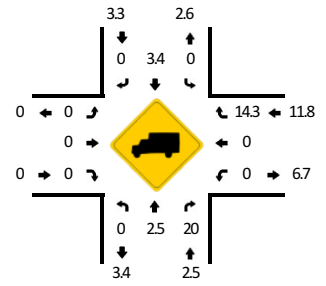
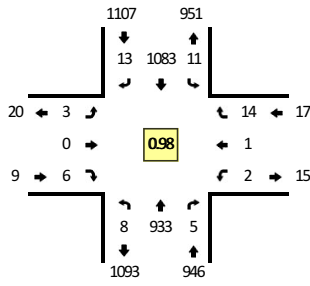


**LOCATION:** TH 61 -- 24th St  
**CITY/STATE:** Hastings, MN

**QC JOB #:** 15608739  
**DATE:** Tue, Feb 15 2022

**Peak-Hour: 4:30 PM -- 5:30 PM**  
**Peak 15-Min: 4:45 PM -- 5:00 PM**



15-Min Count Period Beginning At	TH 61 (Northbound)				TH 61 (Southbound)				24th St (Eastbound)				24th St (Westbound)				Total	Hourly Totals
	Left	Thru	Right	U	Left	Thru	Right	U	Left	Thru	Right	U	Left	Thru	Right	U		
6:00 AM	0	151	0	0	0	61	0	0	2	0	0	0	0	0	0	0	214	
6:15 AM	0	150	0	0	0	86	0	0	2	0	0	0	0	0	0	0	238	
6:30 AM	0	200	1	0	0	101	0	0	6	0	1	0	0	0	0	0	309	
6:45 AM	0	183	0	0	0	121	0	0	1	0	0	0	0	0	1	0	306	1067
7:00 AM	2	273	0	0	0	117	0	0	3	0	1	0	0	0	0	0	396	1249
7:15 AM	0	265	0	0	0	121	2	0	2	0	1	0	0	0	0	1	392	1403
7:30 AM	0	310	0	0	0	142	1	1	6	0	0	0	0	0	0	0	460	1554
7:45 AM	2	221	1	0	1	195	1	0	6	0	2	0	1	0	1	0	431	1679
8:00 AM	0	142	1	0	1	132	2	1	4	0	0	0	1	0	0	0	284	1567
8:15 AM	2	193	2	0	1	117	1	0	3	0	0	0	0	0	0	0	319	1494
8:30 AM	0	165	2	0	0	125	2	0	3	0	0	0	0	0	0	0	297	1331
8:45 AM	0	152	0	0	1	135	4	0	1	0	2	0	2	0	0	0	297	1197
9:00 AM	0	152	1	0	2	124	1	0	1	0	2	0	1	0	1	0	285	1198
9:15 AM	1	125	2	0	0	118	0	0	4	0	0	0	1	0	2	0	253	1132
9:30 AM	0	120	1	0	1	128	0	0	3	0	0	0	0	0	0	0	253	1088
9:45 AM	0	124	0	0	1	130	0	1	1	0	0	0	0	0	3	0	260	1051
10:00 AM	1	168	2	0	3	105	0	1	2	0	1	0	1	0	0	0	284	1050
10:15 AM	0	131	3	0	2	115	2	1	2	0	1	0	2	0	1	0	260	1057
10:30 AM	0	135	0	0	3	125	1	0	1	0	1	0	0	1	2	0	269	1073
10:45 AM	0	138	1	1	1	127	1	0	0	0	0	0	0	0	2	0	271	1084
11:00 AM	0	149	2	0	2	125	3	1	3	0	0	0	1	0	1	0	287	1087
11:15 AM	0	149	2	2	1	143	1	0	2	0	1	0	1	0	0	0	302	1129
11:30 AM	1	162	1	0	3	152	1	1	0	0	1	0	2	0	2	0	326	1186
11:45 AM	0	144	0	1	1	162	0	0	2	0	0	0	2	0	2	0	314	1229
12:00 PM	2	187	2	0	4	170	1	0	1	0	0	0	1	0	3	0	371	1313
12:15 PM	0	159	0	0	0	138	0	1	2	0	0	0	1	0	2	0	303	1314
12:30 PM	1	159	0	0	1	184	2	0	1	0	1	0	0	0	0	0	349	1337
12:45 PM	1	138	3	0	3	151	0	0	0	0	1	0	1	0	2	0	300	1323
1:00 PM	0	154	1	3	5	156	4	0	2	0	2	0	0	0	5	0	332	1284
1:15 PM	1	135	1	1	3	149	2	1	3	0	2	0	0	0	2	0	300	1281
1:30 PM	0	197	0	2	5	163	1	0	1	0	0	0	1	0	3	0	373	1305
1:45 PM	1	165	1	1	3	169	3	1	0	1	2	0	2	0	5	0	354	1359
2:00 PM	2	187	0	0	4	150	1	0	2	0	0	0	1	0	2	0	349	1376
2:15 PM	1	200	2	0	2	201	2	1	0	0	0	0	0	0	2	0	411	1487
2:30 PM	0	160	1	0	6	234	2	1	0	0	1	0	2	0	4	0	411	1525
2:45 PM	4	173	0	0	5	282	3	0	1	0	2	0	1	1	3	0	475	1646
3:00 PM	1	275	1	0	1	213	5	0	4	0	4	0	1	0	3	0	508	1805
3:15 PM	5	190	0	0	6	215	3	1	4	0	3	0	2	0	2	0	431	1825
3:30 PM	1	189	0	0	4	251	1	0	1	0	0	0	2	0	3	0	452	1866

15-Min Count Period Beginning At	TH 61 (Northbound)				TH 61 (Southbound)				24th St (Eastbound)				24th St (Westbound)				Total	Hourly Totals
	Left	Thru	Right	U	Left	Thru	Right	U	Left	Thru	Right	U	Left	Thru	Right	U		
3:45 PM	1	181	3	0	4	248	2	0	1	0	2	0	2	0	2	0	446	1837
4:00 PM	4	205	1	0	4	281	1	1	2	0	2	0	0	0	5	0	506	1835
4:15 PM	4	225	3	0	4	236	2	0	0	0	2	0	0	1	4	0	481	1885
4:30 PM	0	240	1	1	4	253	3	1	1	0	1	0	0	0	4	0	509	1942
4:45 PM	1	232	1	0	4	279	6	0	1	0	3	0	0	0	4	0	531	2027
5:00 PM	2	240	2	1	0	278	2	0	1	0	0	0	1	1	2	0	530	2051
5:15 PM	3	221	1	0	2	273	2	0	0	0	2	0	1	0	4	0	509	2079
5:30 PM	1	202	2	1	3	230	3	0	0	0	1	0	2	0	1	0	446	2016
5:45 PM	1	145	5	1	1	263	2	1	2	0	1	0	2	0	3	0	427	1912
6:00 PM	2	182	0	1	2	206	2	1	3	0	0	0	1	0	4	0	404	1786
6:15 PM	5	144	1	2	2	195	0	1	0	0	2	0	0	0	1	0	353	1630
6:30 PM	0	122	2	0	1	153	2	1	1	0	2	0	3	0	2	0	289	1473
6:45 PM	1	107	0	1	0	153	4	1	3	0	0	0	2	0	0	0	272	1318
Peak 15-Min Flowrates	Northbound				Southbound				Eastbound				Westbound				Total	
	Left	Thru	Right	U	Left	Thru	Right	U	Left	Thru	Right	U	Left	Thru	Right	U		
All Vehicles	4	928	4	0	16	1116	24	0	4	0	12	0	0	0	16	0	2124	
Heavy Trucks	0	40	0		0	32	0		0	0	0		0	0	0		72	
Buses																	0	
Pedestrians		0				0				0				0			0	
Bicycles	0	0	0		0	0	0		0	0	0		0	0	0		0	
Scoters																	0	
<i>Comments:</i>																		

Report generated on 3/8/2022 8:21 AM

SOURCE: Quality Counts, LLC (<http://www.qualitycounts.net>) 1-877-580-2212