

Location: TH 65 at Bunker Lake Rd (CSAH 116)
 Count Date: 4/4/2017
 Counted By: JDA



TURNING MOVEMENT COUNT DATA

All Vehicles

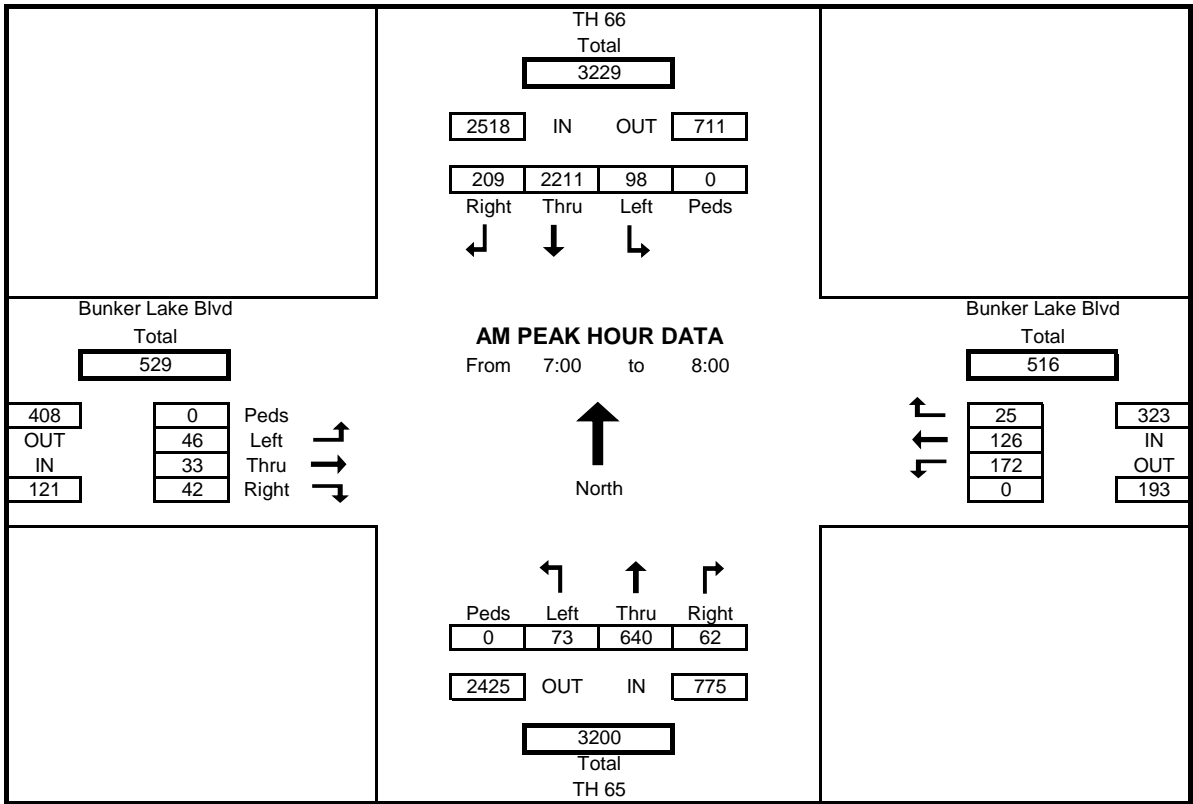
| Start Time | TH 66 | | | | Bunker Lake Blvd | | | | TH 65 | | | | Bunker Lake Blvd | | | | Int. Total |
|------------|------------|-------|-------|------|------------------|------|-------|------|------------|-------|-------|------|------------------|------|-------|------|------------|
| | Southbound | | | | Westbound | | | | Northbound | | | | Eastbound | | | | |
| | Left | Thru | Right | Peds | Left | Thru | Right | Peds | Left | Thru | Right | Peds | Left | Thru | Right | Peds | |
| 6:00 | 8 | 540 | 6 | 0 | 22 | 4 | 2 | 0 | 11 | 86 | 3 | 0 | 0 | 3 | 10 | 0 | 695 |
| 6:15 | 5 | 592 | 15 | 0 | 29 | 3 | 2 | 0 | 6 | 83 | 8 | 0 | 2 | 5 | 13 | 0 | 763 |
| 6:30 | 8 | 589 | 24 | 0 | 24 | 6 | 9 | 0 | 18 | 113 | 9 | 0 | 7 | 0 | 6 | 0 | 813 |
| 6:45 | 19 | 561 | 23 | 0 | 31 | 16 | 14 | 0 | 18 | 127 | 13 | 0 | 9 | 5 | 7 | 0 | 843 |
| 7:00 | 24 | 540 | 39 | 0 | 40 | 27 | 6 | 0 | 6 | 110 | 6 | 0 | 5 | 4 | 7 | 0 | 814 |
| 7:15 | 15 | 585 | 101 | 0 | 58 | 68 | 4 | 0 | 25 | 156 | 17 | 0 | 14 | 6 | 10 | 0 | 1059 |
| 7:30 | 25 | 593 | 42 | 0 | 31 | 14 | 8 | 0 | 18 | 190 | 13 | 0 | 9 | 12 | 9 | 0 | 964 |
| 7:45 | 34 | 493 | 27 | 0 | 43 | 17 | 7 | 0 | 24 | 184 | 26 | 0 | 18 | 11 | 16 | 0 | 900 |
| 8:00 | 18 | 402 | 32 | 0 | 36 | 22 | 8 | 0 | 19 | 112 | 15 | 0 | 21 | 9 | 15 | 0 | 709 |
| 8:15 | 14 | 417 | 14 | 0 | 34 | 9 | 10 | 0 | 14 | 203 | 15 | 0 | 15 | 7 | 15 | 0 | 767 |
| 8:30 | 14 | 360 | 23 | 0 | 26 | 5 | 5 | 0 | 21 | 139 | 10 | 0 | 13 | 3 | 20 | 0 | 639 |
| 8:45 | 16 | 327 | 17 | 0 | 36 | 8 | 15 | 0 | 18 | 153 | 19 | 0 | 9 | 9 | 13 | 0 | 640 |
| 9:00 | 7 | 290 | 16 | 0 | 28 | 5 | 9 | 0 | 13 | 207 | 14 | 0 | 19 | 2 | 19 | 0 | 629 |
| 9:15 | 14 | 293 | 29 | 0 | 41 | 11 | 10 | 0 | 23 | 162 | 20 | 0 | 8 | 2 | 22 | 0 | 635 |
| 9:30 | 7 | 332 | 17 | 0 | 18 | 14 | 14 | 0 | 18 | 176 | 19 | 0 | 15 | 9 | 19 | 0 | 658 |
| 9:45 | 13 | 299 | 25 | 0 | 27 | 10 | 13 | 0 | 28 | 175 | 26 | 0 | 9 | 6 | 26 | 0 | 657 |
| 10:00 | 8 | 255 | 23 | 0 | 29 | 6 | 15 | 0 | 21 | 171 | 29 | 0 | 19 | 7 | 19 | 0 | 602 |
| 10:15 | 4 | 224 | 27 | 0 | 27 | 11 | 16 | 0 | 32 | 164 | 27 | 0 | 18 | 7 | 19 | 0 | 576 |
| 10:30 | 12 | 229 | 28 | 0 | 18 | 8 | 10 | 0 | 25 | 199 | 30 | 0 | 20 | 6 | 13 | 0 | 598 |
| 10:45 | 5 | 217 | 18 | 0 | 19 | 12 | 7 | 0 | 19 | 165 | 23 | 0 | 10 | 3 | 16 | 0 | 514 |
| 11:00 | 13 | 246 | 21 | 0 | 34 | 2 | 12 | 0 | 26 | 212 | 27 | 0 | 19 | 6 | 26 | 0 | 644 |
| 11:15 | 12 | 253 | 20 | 0 | 31 | 10 | 10 | 0 | 26 | 217 | 21 | 0 | 16 | 10 | 12 | 0 | 638 |
| 11:30 | 16 | 262 | 19 | 0 | 26 | 7 | 18 | 0 | 29 | 193 | 23 | 0 | 27 | 9 | 28 | 0 | 657 |
| 11:45 | 8 | 235 | 18 | 0 | 21 | 8 | 21 | 0 | 25 | 194 | 36 | 0 | 16 | 11 | 28 | 0 | 621 |
| 12:00 | 11 | 238 | 22 | 0 | 16 | 10 | 20 | 0 | 17 | 248 | 32 | 0 | 15 | 6 | 35 | 0 | 670 |
| 12:15 | 11 | 248 | 24 | 0 | 20 | 16 | 7 | 0 | 35 | 247 | 33 | 0 | 12 | 9 | 11 | 0 | 673 |
| 12:30 | 10 | 242 | 19 | 0 | 22 | 11 | 7 | 0 | 37 | 276 | 29 | 0 | 20 | 8 | 15 | 0 | 696 |
| 12:45 | 14 | 238 | 19 | 0 | 33 | 12 | 16 | 0 | 26 | 228 | 21 | 0 | 20 | 7 | 37 | 0 | 671 |
| 13:00 | 9 | 227 | 20 | 0 | 25 | 8 | 10 | 0 | 24 | 232 | 26 | 0 | 14 | 12 | 31 | 0 | 638 |
| 13:15 | 12 | 257 | 22 | 0 | 24 | 3 | 10 | 0 | 20 | 240 | 22 | 0 | 16 | 12 | 23 | 0 | 661 |
| 13:30 | 17 | 214 | 18 | 0 | 22 | 9 | 11 | 0 | 26 | 263 | 28 | 1 | 14 | 12 | 24 | 0 | 658 |
| 13:45 | 13 | 226 | 17 | 0 | 20 | 9 | 8 | 0 | 21 | 275 | 24 | 0 | 22 | 6 | 27 | 0 | 668 |
| 14:00 | 14 | 215 | 26 | 0 | 26 | 5 | 9 | 0 | 29 | 294 | 36 | 0 | 12 | 16 | 17 | 0 | 699 |
| 14:15 | 6 | 229 | 26 | 0 | 17 | 9 | 18 | 0 | 26 | 397 | 29 | 0 | 31 | 6 | 19 | 0 | 813 |
| 14:30 | 9 | 248 | 22 | 0 | 28 | 10 | 20 | 0 | 31 | 362 | 36 | 0 | 48 | 44 | 29 | 0 | 887 |
| 14:45 | 15 | 205 | 15 | 0 | 25 | 14 | 22 | 0 | 19 | 435 | 26 | 0 | 41 | 23 | 25 | 0 | 865 |
| 15:00 | 10 | 216 | 28 | 0 | 29 | 22 | 18 | 0 | 21 | 411 | 28 | 0 | 34 | 10 | 19 | 0 | 846 |
| 15:15 | 9 | 215 | 14 | 0 | 18 | 5 | 24 | 0 | 19 | 520 | 33 | 0 | 46 | 18 | 25 | 0 | 946 |
| 15:30 | 17 | 281 | 29 | 0 | 29 | 19 | 42 | 0 | 31 | 449 | 34 | 0 | 51 | 15 | 19 | 0 | 1016 |
| 15:45 | 17 | 217 | 25 | 0 | 22 | 16 | 30 | 0 | 17 | 564 | 30 | 0 | 36 | 8 | 27 | 0 | 1009 |
| 16:00 | 17 | 284 | 38 | 0 | 25 | 14 | 43 | 0 | 27 | 501 | 35 | 0 | 32 | 19 | 29 | 0 | 1064 |
| 16:15 | 17 | 224 | 27 | 0 | 23 | 19 | 29 | 0 | 18 | 639 | 39 | 0 | 42 | 20 | 19 | 0 | 1116 |
| 16:30 | 16 | 312 | 38 | 0 | 38 | 21 | 53 | 0 | 35 | 553 | 40 | 0 | 57 | 30 | 48 | 0 | 1241 |
| 16:45 | 16 | 284 | 27 | 0 | 30 | 14 | 37 | 0 | 31 | 608 | 21 | 0 | 54 | 13 | 13 | 0 | 1148 |
| 17:00 | 13 | 288 | 29 | 0 | 33 | 24 | 56 | 0 | 38 | 568 | 34 | 0 | 52 | 21 | 28 | 0 | 1184 |
| 17:15 | 18 | 273 | 25 | 0 | 31 | 13 | 39 | 0 | 21 | 603 | 49 | 0 | 55 | 19 | 26 | 0 | 1172 |
| 17:30 | 15 | 238 | 24 | 0 | 27 | 14 | 33 | 0 | 22 | 548 | 36 | 0 | 44 | 19 | 25 | 1 | 1045 |
| 17:45 | 6 | 190 | 16 | 0 | 24 | 15 | 12 | 0 | 18 | 524 | 24 | 0 | 32 | 10 | 25 | 0 | 896 |
| 18:00 | 8 | 267 | 16 | 0 | 25 | 12 | 25 | 0 | 24 | 449 | 32 | 0 | 19 | 19 | 14 | 0 | 910 |
| 18:15 | 18 | 164 | 11 | 0 | 21 | 7 | 17 | 0 | 22 | 460 | 35 | 0 | 27 | 9 | 17 | 0 | 808 |
| 18:30 | 12 | 221 | 27 | 0 | 22 | 12 | 18 | 0 | 26 | 349 | 38 | 0 | 15 | 10 | 16 | 0 | 766 |
| 18:45 | 7 | 193 | 20 | 0 | 15 | 13 | 12 | 0 | 23 | 379 | 42 | 0 | 24 | 7 | 21 | 0 | 756 |
| Total | 676 | 15788 | 1268 | 0 | 1419 | 659 | 891 | 0 | 1187 | 15513 | 1341 | 1 | 1203 | 560 | 1052 | 1 | 41557 |
| Cars+ | 627 | 15233 | 1010 | 0 | 1362 | 591 | 836 | 0 | 1053 | 14996 | 1216 | 1 | 1143 | 519 | 977 | 1 | 39563 |
| Trucks | 49 | 555 | 258 | 0 | 57 | 68 | 55 | 0 | 134 | 517 | 125 | 0 | 60 | 41 | 75 | 0 | 1994 |
| % Trucks | 7.8 | 3.6 | 25.5 | 0.0 | 4.2 | 11.5 | 6.6 | 0.0 | 12.7 | 3.4 | 10.3 | 0.0 | 5.2 | 7.9 | 7.7 | 0.0 | 5.0 |
| | 5.1 | | | | 6.5 | | | | 4.5 | | | | 6.7 | | | | |

Location: TH 65 at Bunker Lake Rd (CSAH 116)
 Count Date: 4/4/2017
 Counted By: JDA



AM PEAK HOUR TURNING MOVEMENT DATA
 All Vehicles

| Start Time | TH 66 | | | | Bunker Lake Blvd | | | | TH 65 | | | | Bunker Lake Blvd | | | | Int. Total |
|--------------|------------|-------|-------|-------|------------------|-------|-------|-------|------------|-------|-------|-------|------------------|-------|-------|-------|------------|
| | Southbound | | | | Westbound | | | | Northbound | | | | Eastbound | | | | |
| | Left | Thru | Right | Peds | Left | Thru | Right | Peds | Left | Thru | Right | Peds | Left | Thru | Right | Peds | |
| 7:00 | 24 | 540 | 39 | 0 | 40 | 27 | 6 | 0 | 6 | 110 | 6 | 0 | 5 | 4 | 7 | 0 | 814 |
| 7:15 | 15 | 585 | 101 | 0 | 58 | 68 | 4 | 0 | 25 | 156 | 17 | 0 | 14 | 6 | 10 | 0 | 1059 |
| 7:30 | 25 | 593 | 42 | 0 | 31 | 14 | 8 | 0 | 18 | 190 | 13 | 0 | 9 | 12 | 9 | 0 | 964 |
| 7:45 | 34 | 493 | 27 | 0 | 43 | 17 | 7 | 0 | 24 | 184 | 26 | 0 | 18 | 11 | 16 | 0 | 900 |
| Total | 98 | 2211 | 209 | 0 | 172 | 126 | 25 | 0 | 73 | 640 | 62 | 0 | 46 | 33 | 42 | 0 | 3737 |
| % App. Total | 3.9 | 87.8 | 8.3 | 0.0 | 6.8 | 5.0 | 1.0 | 0.0 | 2.9 | 25.4 | 2.5 | 0.0 | 1.8 | 1.3 | 1.7 | 0.0 | |
| PHF | 0.721 | 0.932 | 0.517 | 0.000 | 0.741 | 0.463 | 0.781 | 0.000 | 0.730 | 0.842 | 0.596 | 0.000 | 0.639 | 0.688 | 0.656 | 0.000 | 0.882 |
| % Trucks | 8.9 | 2.1 | 11.8 | 0.0 | 4.2 | 5.9 | 19.0 | 0.0 | 9.0 | 5.8 | 8.8 | 0.0 | 9.5 | 3.1 | 5.0 | 0.0 | 4.1 |
| | 3.1 | | | | 5.9 | | | | 6.3 | | | | 6.1 | | | | |

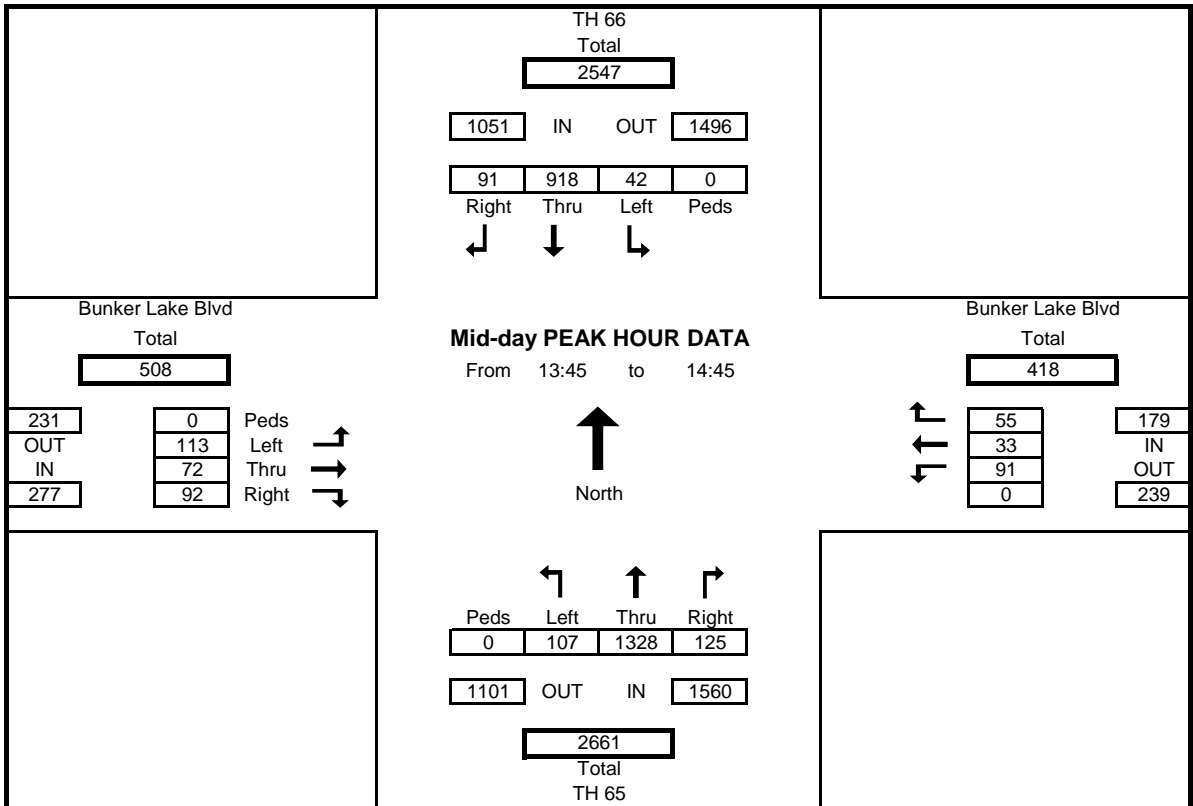


Location: TH 65 at Bunker Lake Rd (CSAH 116)
 Count Date: 4/4/2017
 Counted By: JDA



Mid-Day PEAK HOUR TURNING MOVEMENT DATA
 All Vehicles

| Start Time | TH 66 | | | | Bunker Lake Blvd | | | | TH 65 | | | | Bunker Lake Blvd | | | | Int. Total |
|--------------|------------|-------|-------|-------|------------------|-------|-------|-------|------------|-------|-------|-------|------------------|-------|-------|-------|------------|
| | Southbound | | | | Westbound | | | | Northbound | | | | Eastbound | | | | |
| | Left | Thru | Right | Peds | Left | Thru | Right | Peds | Left | Thru | Right | Peds | Left | Thru | Right | Peds | |
| 13:45 | 13 | 226 | 17 | 0 | 20 | 9 | 8 | 0 | 21 | 275 | 24 | 0 | 22 | 6 | 27 | 0 | 668 |
| 14:00 | 14 | 215 | 26 | 0 | 26 | 5 | 9 | 0 | 29 | 294 | 36 | 0 | 12 | 16 | 17 | 0 | 699 |
| 14:15 | 6 | 229 | 26 | 0 | 17 | 9 | 18 | 0 | 26 | 397 | 29 | 0 | 31 | 6 | 19 | 0 | 813 |
| 14:30 | 9 | 248 | 22 | 0 | 28 | 10 | 20 | 0 | 31 | 362 | 36 | 0 | 48 | 44 | 29 | 0 | 887 |
| Total | 42 | 918 | 91 | 0 | 91 | 33 | 55 | 0 | 107 | 1328 | 125 | 0 | 113 | 72 | 92 | 0 | 3067 |
| % App. Total | 4.0 | 87.3 | 8.7 | 0.0 | 8.7 | 3.1 | 5.2 | 0.0 | 10.2 | 126.4 | 11.9 | 0.0 | 10.8 | 6.9 | 8.8 | 0.0 | |
| PHF | 0.750 | 0.925 | 0.875 | 0.000 | 0.813 | 0.825 | 0.688 | 0.000 | 0.863 | 0.836 | 0.868 | 0.000 | 0.589 | 0.409 | 0.793 | 0.000 | 0.864 |
| % Trucks | 5.0 | 5.2 | 37.9 | 0.0 | 4.6 | 10.0 | 10.0 | 0.0 | 12.6 | 3.6 | 13.6 | 0.0 | 8.7 | 5.9 | 7.0 | 0.0 | 6.1 |
| | 7.4 | | | | 7.2 | | | | 4.9 | | | | 7.4 | | | | |

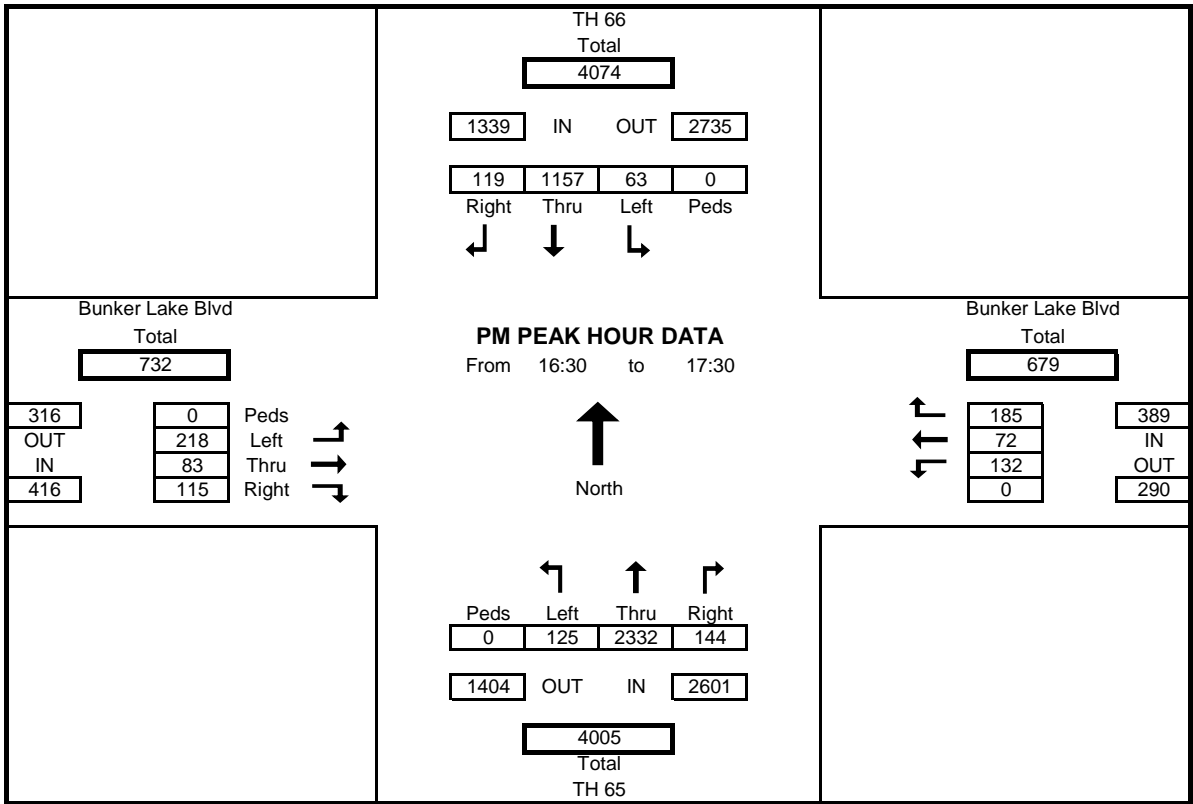


Location: TH 65 at Bunker Lake Rd (CSAH 116)
 Count Date: 4/4/2017
 Counted By: JDA



AM PEAK HOUR TURNING MOVEMENT DATA
 All Vehicles

| Start Time | TH 66 | | | | Bunker Lake Blvd | | | | TH 65 | | | | Bunker Lake Blvd | | | | Int. Total |
|--------------|------------|-------------|------------|----------|------------------|-----------|------------|----------|------------|-------------|------------|----------|------------------|-----------|------------|----------|-------------|
| | Southbound | | | | Westbound | | | | Northbound | | | | Eastbound | | | | |
| | Left | Thru | Right | Peds | Left | Thru | Right | Peds | Left | Thru | Right | Peds | Left | Thru | Right | Peds | |
| 16:30 | 16 | 312 | 38 | 0 | 38 | 21 | 53 | 0 | 35 | 553 | 40 | 0 | 57 | 30 | 48 | 0 | 1241 |
| 16:45 | 16 | 284 | 27 | 0 | 30 | 14 | 37 | 0 | 31 | 608 | 21 | 0 | 54 | 13 | 13 | 0 | 1148 |
| 17:00 | 13 | 288 | 29 | 0 | 33 | 24 | 56 | 0 | 38 | 568 | 34 | 0 | 52 | 21 | 28 | 0 | 1184 |
| 17:15 | 18 | 273 | 25 | 0 | 31 | 13 | 39 | 0 | 21 | 603 | 49 | 0 | 55 | 19 | 26 | 0 | 1172 |
| Total | 63 | 1157 | 119 | 0 | 132 | 72 | 185 | 0 | 125 | 2332 | 144 | 0 | 218 | 83 | 115 | 0 | 4745 |
| % App. Total | 4.7 | 86.4 | 8.9 | 0.0 | 9.9 | 5.4 | 13.8 | 0.0 | 9.3 | 174.2 | 10.8 | 0.0 | 16.3 | 6.2 | 8.6 | 0.0 | |
| PHF | 0.875 | 0.927 | 0.783 | 0.000 | 0.868 | 0.750 | 0.826 | 0.000 | 0.822 | 0.959 | 0.735 | 0.000 | 0.956 | 0.692 | 0.599 | 0.000 | 0.956 |
| % Trucks | 3.3 | 2.4 | 21.4 | 0.0 | 0.8 | 4.3 | 1.6 | 0.0 | 5.0 | 1.6 | 0.7 | 0.0 | 1.9 | 1.2 | 2.7 | 0.0 | 2.3 |
| | 3.9 | | | | 1.8 | | | | 1.7 | | | | 2.0 | | | | |



Location: TH 65 at Bunker Lake Rd (CSAH 116)
 Count Date: 4/4/2017
 Counted By: JDA



TURNING MOVEMENT COUNT DATA

Cars+

| Start Time | TH 66 | | | | Bunker Lake Blvd | | | | TH 65 | | | | Bunker Lake Blvd | | | | Int. Total |
|------------|------------|-------|-------|------|------------------|------|-------|------|------------|-------|-------|------|------------------|------|-------|------|------------|
| | Southbound | | | | Westbound | | | | Northbound | | | | Eastbound | | | | |
| | Left | Thru | Right | Peds | Left | Thru | Right | Peds | Left | Thru | Right | Peds | Left | Thru | Right | Peds | |
| 6:00 | 8 | 524 | 6 | 0 | 22 | 4 | 2 | 0 | 11 | 79 | 3 | 0 | 0 | 3 | 10 | 0 | 672 |
| 6:15 | 5 | 579 | 14 | 0 | 29 | 3 | 2 | 0 | 5 | 81 | 7 | 0 | 2 | 5 | 13 | 0 | 745 |
| 6:30 | 6 | 578 | 21 | 0 | 24 | 6 | 9 | 0 | 16 | 109 | 7 | 0 | 7 | 0 | 5 | 0 | 788 |
| 6:45 | 19 | 546 | 23 | 0 | 29 | 16 | 12 | 0 | 18 | 123 | 13 | 0 | 9 | 3 | 6 | 0 | 817 |
| 7:00 | 23 | 523 | 39 | 0 | 36 | 24 | 6 | 0 | 6 | 101 | 6 | 0 | 5 | 4 | 7 | 0 | 780 |
| 7:15 | 12 | 575 | 96 | 0 | 57 | 67 | 3 | 0 | 22 | 144 | 17 | 0 | 12 | 6 | 9 | 0 | 1020 |
| 7:30 | 23 | 584 | 31 | 0 | 30 | 12 | 7 | 0 | 15 | 181 | 12 | 0 | 8 | 11 | 8 | 0 | 922 |
| 7:45 | 32 | 483 | 21 | 0 | 42 | 16 | 5 | 0 | 24 | 179 | 22 | 0 | 17 | 11 | 16 | 0 | 868 |
| 8:00 | 17 | 386 | 27 | 0 | 36 | 19 | 6 | 0 | 12 | 105 | 14 | 0 | 15 | 9 | 15 | 0 | 661 |
| 8:15 | 13 | 398 | 8 | 0 | 32 | 7 | 8 | 0 | 13 | 186 | 10 | 0 | 14 | 7 | 13 | 0 | 709 |
| 8:30 | 12 | 353 | 14 | 0 | 25 | 5 | 4 | 0 | 16 | 127 | 6 | 0 | 12 | 2 | 18 | 0 | 594 |
| 8:45 | 14 | 315 | 9 | 0 | 34 | 6 | 13 | 0 | 17 | 142 | 15 | 0 | 8 | 8 | 12 | 0 | 593 |
| 9:00 | 6 | 273 | 16 | 0 | 26 | 5 | 5 | 0 | 9 | 192 | 12 | 0 | 18 | 2 | 17 | 0 | 581 |
| 9:15 | 12 | 281 | 23 | 0 | 40 | 10 | 10 | 0 | 20 | 151 | 17 | 0 | 7 | 2 | 20 | 0 | 593 |
| 9:30 | 7 | 323 | 10 | 0 | 17 | 13 | 13 | 0 | 16 | 164 | 17 | 0 | 13 | 8 | 16 | 0 | 617 |
| 9:45 | 11 | 286 | 17 | 0 | 26 | 9 | 13 | 0 | 22 | 156 | 22 | 0 | 9 | 5 | 25 | 0 | 601 |
| 10:00 | 6 | 234 | 20 | 0 | 27 | 5 | 14 | 0 | 19 | 153 | 21 | 0 | 16 | 5 | 18 | 0 | 538 |
| 10:15 | 4 | 209 | 18 | 0 | 26 | 5 | 16 | 0 | 26 | 155 | 22 | 0 | 15 | 5 | 18 | 0 | 519 |
| 10:30 | 10 | 220 | 20 | 0 | 17 | 6 | 10 | 0 | 18 | 188 | 27 | 0 | 17 | 6 | 11 | 0 | 550 |
| 10:45 | 4 | 207 | 14 | 0 | 18 | 9 | 6 | 0 | 19 | 154 | 18 | 0 | 10 | 2 | 15 | 0 | 476 |
| 11:00 | 11 | 235 | 14 | 0 | 34 | 2 | 11 | 0 | 18 | 201 | 23 | 0 | 17 | 5 | 23 | 0 | 594 |
| 11:15 | 11 | 241 | 14 | 0 | 29 | 5 | 9 | 0 | 25 | 203 | 17 | 0 | 14 | 7 | 11 | 0 | 586 |
| 11:30 | 15 | 245 | 11 | 0 | 24 | 7 | 17 | 0 | 25 | 183 | 18 | 0 | 26 | 8 | 25 | 0 | 604 |
| 11:45 | 7 | 218 | 10 | 0 | 21 | 7 | 20 | 0 | 24 | 186 | 32 | 0 | 14 | 11 | 26 | 0 | 576 |
| 12:00 | 10 | 223 | 15 | 0 | 15 | 6 | 18 | 0 | 14 | 232 | 31 | 0 | 14 | 5 | 32 | 0 | 615 |
| 12:15 | 9 | 239 | 17 | 0 | 19 | 13 | 7 | 0 | 32 | 237 | 30 | 0 | 11 | 8 | 10 | 0 | 632 |
| 12:30 | 9 | 229 | 15 | 0 | 21 | 10 | 6 | 0 | 32 | 266 | 24 | 0 | 19 | 7 | 14 | 0 | 652 |
| 12:45 | 14 | 231 | 14 | 0 | 30 | 9 | 12 | 0 | 21 | 217 | 20 | 0 | 20 | 6 | 32 | 0 | 626 |
| 13:00 | 9 | 218 | 15 | 0 | 24 | 8 | 10 | 0 | 21 | 215 | 22 | 0 | 13 | 10 | 26 | 0 | 591 |
| 13:15 | 11 | 245 | 16 | 0 | 24 | 3 | 10 | 0 | 18 | 231 | 20 | 0 | 16 | 8 | 22 | 0 | 624 |
| 13:30 | 16 | 201 | 13 | 0 | 20 | 8 | 11 | 0 | 21 | 251 | 24 | 1 | 13 | 11 | 21 | 0 | 610 |
| 13:45 | 13 | 217 | 13 | 0 | 17 | 9 | 8 | 0 | 20 | 262 | 21 | 0 | 22 | 6 | 23 | 0 | 631 |
| 14:00 | 13 | 200 | 18 | 0 | 25 | 5 | 8 | 0 | 24 | 286 | 28 | 0 | 12 | 15 | 16 | 0 | 650 |
| 14:15 | 6 | 223 | 19 | 0 | 17 | 7 | 16 | 0 | 23 | 384 | 27 | 0 | 29 | 6 | 19 | 0 | 776 |
| 14:30 | 8 | 233 | 16 | 0 | 28 | 9 | 18 | 0 | 28 | 350 | 34 | 0 | 41 | 41 | 28 | 0 | 834 |
| 14:45 | 13 | 199 | 12 | 0 | 23 | 11 | 22 | 0 | 15 | 428 | 24 | 0 | 41 | 22 | 24 | 0 | 834 |
| 15:00 | 9 | 208 | 17 | 0 | 25 | 20 | 18 | 0 | 20 | 399 | 25 | 0 | 34 | 8 | 18 | 0 | 801 |
| 15:15 | 9 | 204 | 9 | 0 | 17 | 2 | 22 | 0 | 15 | 491 | 30 | 0 | 46 | 15 | 22 | 0 | 882 |
| 15:30 | 15 | 268 | 25 | 0 | 26 | 16 | 38 | 0 | 27 | 441 | 30 | 0 | 49 | 14 | 18 | 0 | 967 |
| 15:45 | 16 | 209 | 24 | 0 | 20 | 15 | 28 | 0 | 16 | 556 | 28 | 0 | 35 | 8 | 24 | 0 | 979 |
| 16:00 | 17 | 280 | 26 | 0 | 25 | 13 | 40 | 0 | 21 | 493 | 33 | 0 | 31 | 19 | 26 | 0 | 1024 |
| 16:15 | 16 | 210 | 23 | 0 | 23 | 18 | 27 | 0 | 16 | 628 | 38 | 0 | 40 | 20 | 18 | 0 | 1077 |
| 16:30 | 16 | 303 | 34 | 0 | 38 | 20 | 50 | 0 | 32 | 546 | 40 | 0 | 57 | 29 | 47 | 0 | 1212 |
| 16:45 | 16 | 278 | 23 | 0 | 29 | 13 | 37 | 0 | 29 | 597 | 21 | 0 | 52 | 13 | 13 | 0 | 1121 |
| 17:00 | 13 | 280 | 22 | 0 | 33 | 24 | 56 | 0 | 37 | 556 | 34 | 0 | 50 | 21 | 27 | 0 | 1153 |
| 17:15 | 16 | 269 | 19 | 0 | 31 | 12 | 39 | 0 | 21 | 597 | 48 | 0 | 55 | 19 | 25 | 0 | 1151 |
| 17:30 | 15 | 228 | 21 | 0 | 27 | 13 | 32 | 0 | 21 | 545 | 36 | 0 | 41 | 19 | 23 | 1 | 1021 |
| 17:45 | 6 | 183 | 15 | 0 | 23 | 15 | 12 | 0 | 18 | 519 | 24 | 0 | 32 | 10 | 24 | 0 | 881 |
| 18:00 | 8 | 265 | 16 | 0 | 25 | 12 | 23 | 0 | 24 | 444 | 32 | 0 | 19 | 19 | 14 | 0 | 901 |
| 18:15 | 17 | 162 | 11 | 0 | 21 | 7 | 17 | 0 | 22 | 458 | 34 | 0 | 27 | 9 | 17 | 0 | 802 |
| 18:30 | 12 | 219 | 26 | 0 | 21 | 12 | 18 | 0 | 26 | 347 | 38 | 0 | 15 | 9 | 16 | 0 | 759 |
| 18:45 | 7 | 193 | 20 | 0 | 14 | 13 | 12 | 0 | 23 | 377 | 42 | 0 | 24 | 7 | 21 | 0 | 753 |
| Total | 627 | 15233 | 1010 | 0 | 1362 | 591 | 836 | 0 | 1053 | 14996 | 1216 | 1 | 1143 | 519 | 977 | 1 | 39563 |
| Cars+ | 627 | 15233 | 1010 | 0 | 1362 | 591 | 836 | 0 | 1053 | 14996 | 1216 | 1 | 1143 | 519 | 977 | 1 | 39563 |
| Trucks | 49 | 555 | 258 | 0 | 57 | 68 | 55 | 0 | 134 | 517 | 125 | 0 | 60 | 41 | 75 | 0 | 1994 |
| % Trucks | 7.8 | 3.6 | 25.5 | 0.0 | 4.2 | 11.5 | 6.6 | 0.0 | 12.7 | 3.4 | 10.3 | 0.0 | 5.2 | 7.9 | 7.7 | 0.0 | 5.0 |
| | 5.1 | | | | 6.5 | | | | 4.5 | | | | 6.7 | | | | |

Location: TH 65 at Bunker Lake Rd (CSAH 116)
 Count Date: 4/4/2017
 Counted By: JDA



TURNING MOVEMENT COUNT DATA
 Heavy Vehicles

| Start Time | TH 66 | | | | Bunker Lake Blvd | | | | TH 65 | | | | Bunker Lake Blvd | | | | Int. Total | |
|------------|------------|-------|-------|-------|------------------|------|-------|-------|------------|-------|-------|-------|------------------|------|-------|-------|------------|-------|
| | Southbound | | | | Westbound | | | | Northbound | | | | Eastbound | | | | | |
| | Left | Thru | Right | Bikes | Left | Thru | Right | Bikes | Left | Thru | Right | Bikes | Left | Thru | Right | Bikes | | |
| 6:00 | 0 | 16 | 0 | 0 | 0 | 0 | 0 | 0 | 0 | 7 | 0 | 0 | 0 | 0 | 0 | 0 | 0 | 23 |
| 6:15 | 0 | 13 | 1 | 0 | 0 | 0 | 0 | 0 | 1 | 2 | 1 | 0 | 0 | 0 | 0 | 0 | 0 | 18 |
| 6:30 | 2 | 11 | 3 | 0 | 0 | 0 | 0 | 0 | 2 | 4 | 2 | 0 | 0 | 0 | 1 | 0 | 0 | 25 |
| 6:45 | 0 | 15 | 0 | 0 | 2 | 0 | 2 | 0 | 0 | 4 | 0 | 0 | 0 | 2 | 1 | 0 | 0 | 26 |
| 7:00 | 1 | 17 | 0 | 0 | 4 | 3 | 0 | 0 | 0 | 9 | 0 | 0 | 0 | 0 | 0 | 0 | 0 | 34 |
| 7:15 | 3 | 10 | 5 | 0 | 1 | 1 | 1 | 0 | 3 | 12 | 0 | 0 | 2 | 0 | 1 | 0 | 0 | 39 |
| 7:30 | 2 | 9 | 11 | 0 | 1 | 2 | 1 | 0 | 3 | 9 | 1 | 0 | 1 | 1 | 1 | 0 | 0 | 42 |
| 7:45 | 2 | 10 | 6 | 0 | 1 | 1 | 2 | 0 | 0 | 5 | 4 | 0 | 1 | 0 | 0 | 0 | 0 | 32 |
| 8:00 | 1 | 16 | 5 | 0 | 0 | 3 | 2 | 0 | 7 | 7 | 1 | 0 | 6 | 0 | 0 | 0 | 0 | 48 |
| 8:15 | 1 | 19 | 6 | 0 | 2 | 2 | 2 | 0 | 1 | 17 | 5 | 0 | 1 | 0 | 2 | 0 | 0 | 58 |
| 8:30 | 2 | 7 | 9 | 0 | 1 | 0 | 1 | 0 | 5 | 12 | 4 | 0 | 1 | 1 | 2 | 0 | 0 | 45 |
| 8:45 | 2 | 12 | 8 | 0 | 2 | 2 | 2 | 0 | 1 | 11 | 4 | 0 | 1 | 1 | 1 | 0 | 0 | 47 |
| 9:00 | 1 | 17 | 0 | 0 | 2 | 0 | 4 | 0 | 4 | 15 | 2 | 0 | 1 | 0 | 2 | 0 | 0 | 48 |
| 9:15 | 2 | 12 | 6 | 0 | 1 | 1 | 0 | 0 | 3 | 11 | 3 | 0 | 1 | 0 | 2 | 0 | 0 | 42 |
| 9:30 | 0 | 9 | 7 | 0 | 1 | 1 | 1 | 0 | 2 | 12 | 2 | 0 | 2 | 1 | 3 | 0 | 0 | 41 |
| 9:45 | 2 | 13 | 8 | 0 | 1 | 1 | 0 | 0 | 6 | 19 | 4 | 0 | 0 | 1 | 1 | 0 | 0 | 56 |
| 10:00 | 2 | 21 | 3 | 0 | 2 | 1 | 1 | 0 | 2 | 18 | 8 | 0 | 3 | 2 | 1 | 0 | 0 | 64 |
| 10:15 | 0 | 15 | 9 | 0 | 1 | 6 | 0 | 0 | 6 | 9 | 5 | 0 | 3 | 2 | 1 | 0 | 0 | 57 |
| 10:30 | 2 | 9 | 8 | 0 | 1 | 2 | 0 | 0 | 7 | 11 | 3 | 0 | 3 | 0 | 2 | 0 | 0 | 48 |
| 10:45 | 1 | 10 | 4 | 0 | 1 | 3 | 1 | 0 | 0 | 11 | 5 | 0 | 0 | 1 | 1 | 0 | 0 | 38 |
| 11:00 | 2 | 11 | 7 | 0 | 0 | 0 | 1 | 0 | 8 | 11 | 4 | 0 | 2 | 1 | 3 | 0 | 0 | 50 |
| 11:15 | 1 | 12 | 6 | 0 | 2 | 5 | 1 | 0 | 1 | 14 | 4 | 0 | 2 | 3 | 1 | 0 | 0 | 52 |
| 11:30 | 1 | 17 | 8 | 0 | 2 | 0 | 1 | 0 | 4 | 10 | 5 | 0 | 1 | 1 | 3 | 0 | 0 | 53 |
| 11:45 | 1 | 17 | 8 | 0 | 0 | 1 | 1 | 0 | 1 | 8 | 4 | 0 | 2 | 0 | 2 | 0 | 0 | 45 |
| 12:00 | 1 | 15 | 7 | 0 | 1 | 4 | 2 | 0 | 3 | 16 | 1 | 0 | 1 | 1 | 3 | 0 | 0 | 55 |
| 12:15 | 2 | 9 | 7 | 0 | 1 | 3 | 0 | 0 | 3 | 10 | 3 | 0 | 1 | 1 | 1 | 0 | 0 | 41 |
| 12:30 | 1 | 13 | 4 | 0 | 1 | 1 | 1 | 0 | 5 | 10 | 5 | 0 | 1 | 1 | 1 | 0 | 0 | 44 |
| 12:45 | 0 | 7 | 5 | 0 | 3 | 3 | 4 | 0 | 5 | 11 | 1 | 0 | 0 | 1 | 5 | 0 | 0 | 45 |
| 13:00 | 0 | 9 | 5 | 0 | 1 | 0 | 0 | 0 | 3 | 17 | 4 | 0 | 1 | 2 | 5 | 0 | 0 | 47 |
| 13:15 | 1 | 12 | 6 | 0 | 0 | 0 | 0 | 0 | 2 | 9 | 2 | 0 | 0 | 4 | 1 | 0 | 0 | 37 |
| 13:30 | 1 | 13 | 5 | 0 | 2 | 1 | 0 | 0 | 5 | 12 | 4 | 0 | 1 | 1 | 3 | 0 | 0 | 48 |
| 13:45 | 0 | 9 | 4 | 0 | 3 | 0 | 0 | 0 | 1 | 13 | 3 | 0 | 0 | 0 | 4 | 0 | 0 | 37 |
| 14:00 | 1 | 15 | 8 | 0 | 1 | 0 | 1 | 0 | 5 | 8 | 8 | 0 | 0 | 1 | 1 | 0 | 0 | 49 |
| 14:15 | 0 | 6 | 7 | 0 | 0 | 2 | 2 | 0 | 3 | 13 | 2 | 0 | 2 | 0 | 0 | 0 | 0 | 37 |
| 14:30 | 1 | 15 | 6 | 0 | 0 | 1 | 2 | 0 | 3 | 12 | 2 | 0 | 7 | 3 | 1 | 0 | 0 | 53 |
| 14:45 | 2 | 6 | 3 | 0 | 2 | 3 | 0 | 0 | 4 | 7 | 2 | 0 | 0 | 1 | 1 | 0 | 0 | 31 |
| 15:00 | 1 | 8 | 11 | 0 | 4 | 2 | 0 | 0 | 1 | 12 | 3 | 0 | 0 | 2 | 1 | 0 | 0 | 45 |
| 15:15 | 0 | 11 | 5 | 0 | 1 | 3 | 2 | 0 | 4 | 29 | 3 | 0 | 0 | 3 | 3 | 0 | 0 | 64 |
| 15:30 | 2 | 13 | 4 | 0 | 3 | 3 | 4 | 0 | 4 | 8 | 4 | 0 | 2 | 1 | 1 | 0 | 0 | 49 |
| 15:45 | 1 | 8 | 1 | 0 | 2 | 1 | 2 | 0 | 1 | 8 | 2 | 0 | 1 | 0 | 3 | 0 | 0 | 30 |
| 16:00 | 0 | 4 | 12 | 0 | 0 | 1 | 3 | 0 | 6 | 8 | 2 | 0 | 1 | 0 | 3 | 0 | 0 | 40 |
| 16:15 | 1 | 14 | 4 | 0 | 0 | 1 | 2 | 0 | 2 | 11 | 1 | 0 | 2 | 0 | 1 | 0 | 0 | 39 |
| 16:30 | 0 | 9 | 4 | 0 | 0 | 1 | 3 | 0 | 3 | 7 | 0 | 0 | 0 | 1 | 1 | 0 | 0 | 29 |
| 16:45 | 0 | 6 | 4 | 0 | 1 | 1 | 0 | 0 | 2 | 11 | 0 | 0 | 2 | 0 | 0 | 0 | 0 | 27 |
| 17:00 | 0 | 8 | 7 | 0 | 0 | 0 | 0 | 0 | 1 | 12 | 0 | 0 | 2 | 0 | 1 | 0 | 0 | 31 |
| 17:15 | 2 | 4 | 6 | 0 | 0 | 1 | 0 | 0 | 0 | 6 | 1 | 0 | 0 | 0 | 1 | 0 | 0 | 21 |
| 17:30 | 0 | 10 | 3 | 0 | 0 | 1 | 1 | 0 | 1 | 3 | 0 | 0 | 3 | 0 | 2 | 0 | 0 | 24 |
| 17:45 | 0 | 7 | 1 | 0 | 1 | 0 | 0 | 0 | 0 | 5 | 0 | 0 | 0 | 0 | 1 | 0 | 0 | 15 |
| 18:00 | 0 | 2 | 0 | 0 | 0 | 0 | 2 | 0 | 0 | 5 | 0 | 0 | 0 | 0 | 0 | 0 | 0 | 9 |
| 18:15 | 1 | 2 | 0 | 0 | 0 | 0 | 0 | 0 | 0 | 2 | 1 | 0 | 0 | 0 | 0 | 0 | 0 | 6 |
| 18:30 | 0 | 2 | 1 | 0 | 1 | 0 | 0 | 0 | 0 | 2 | 0 | 0 | 0 | 1 | 0 | 0 | 0 | 7 |
| 18:45 | 0 | 0 | 0 | 0 | 1 | 0 | 0 | 0 | 0 | 2 | 0 | 0 | 0 | 0 | 0 | 0 | 0 | 3 |
| Total | 49 | 555 | 258 | 0 | 57 | 68 | 55 | 0 | 134 | 517 | 125 | 0 | 60 | 41 | 75 | 0 | 0 | 1994 |
| Cars+ | 627 | 15233 | 1010 | 0 | 1362 | 591 | 836 | 0 | 1053 | 14996 | 1216 | 1 | 1143 | 519 | 977 | 1 | 0 | 39563 |
| Trucks | 49 | 555 | 258 | 0 | 57 | 68 | 55 | 0 | 134 | 517 | 125 | 0 | 60 | 41 | 75 | 0 | 0 | 1994 |
| % Trucks | 7.8 | 3.6 | 25.5 | 0.0 | 4.2 | 11.5 | 6.6 | 0.0 | 12.7 | 3.4 | 10.3 | 0.0 | 5.2 | 7.9 | 7.7 | 0.0 | 0.0 | 5.0 |
| | 5.1 | | | | 6.5 | | | | 4.5 | | | | 6.7 | | | | | |