

MINNESOTA DEPARTMENT of TRANSPORTATION

Metro District Traffic Engineering

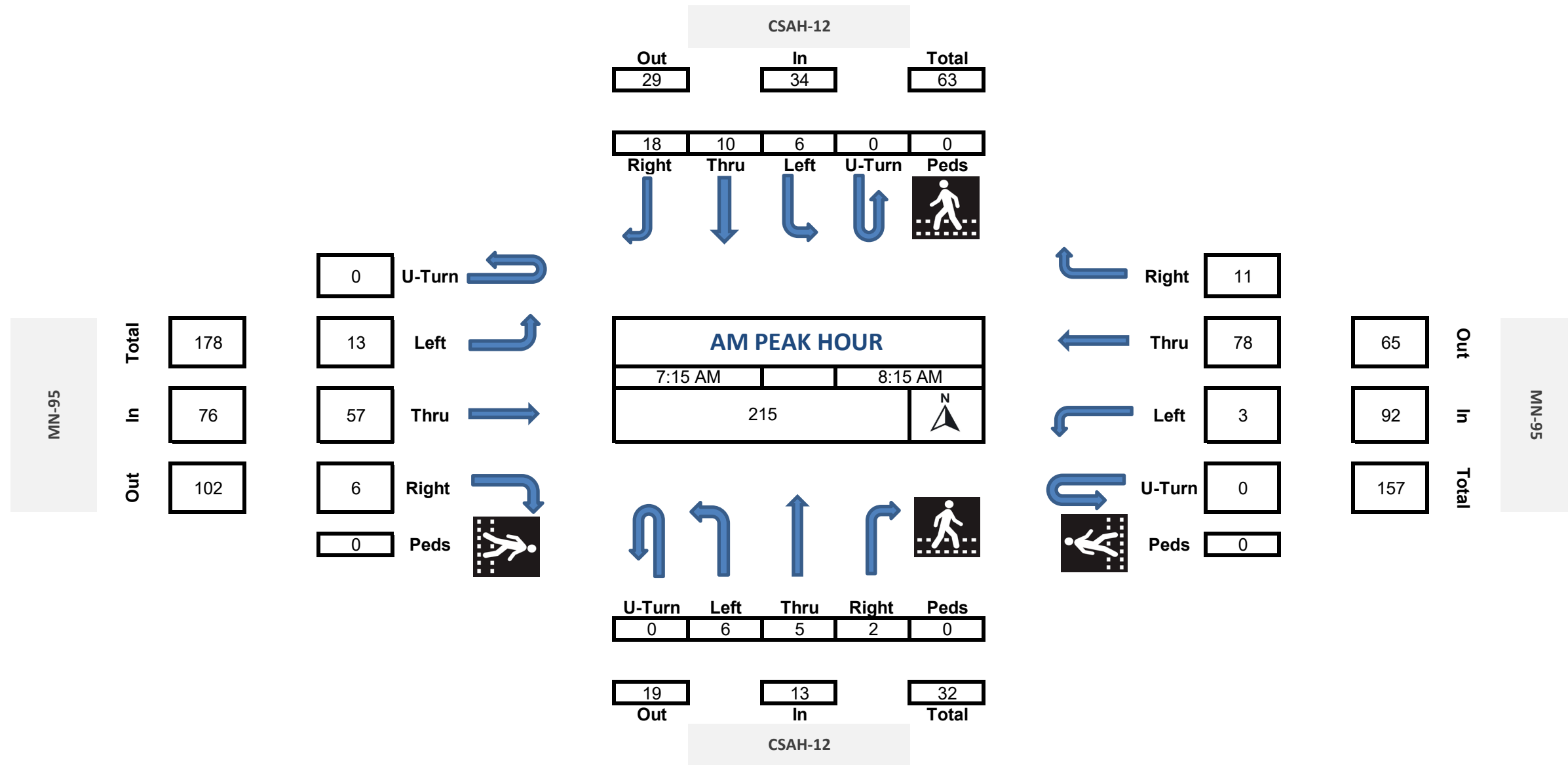
METRO TRAFFIC DATA COLLECTION UNIT

Program Support

TURN MOVEMENT COUNTS






Intersection: MN-95 at CSAH-12_2023																											
City: Almelund																											
County:																											
Ref.Pt.:																											
Start Date: 12/5/2023																											
Road Name	CSAH-12						MN-95						CSAH-12						MN-95						Int. Total	Peds Total	
Direction	South Bound						West Bound						North Bound						East Bound								
Start Time	U Turns	Left Turns	Straight Through	Right Turns	EB Ped Crossings	WB Ped Crossings	U Turns	Left Turns	Straight Through	Right Turns	NB Ped Crossings	SB Ped Crossings	U Turns	Left Turns	Straight Through	Right Turns	EB Ped Crossings	WB Ped Crossings	U Turns	Left Turns	Straight Through	Right Turns	NB Ped Crossings	SB Ped Crossings			
6:00 AM	0	0	4	4	0	0	0	0	16	0	0	0	0	1	0	0	0	0	0	4	5	0	0	0	34	0	
6:15 AM	0	1	2	9	0	0	0	0	17	2	0	0	0	1	1	0	0	0	0	5	6	1	0	0	45	0	
6:30 AM	0	1	1	3	0	0	0	0	13	1	0	0	0	1	0	0	0	0	0	2	10	0	0	0	32	0	
6:45 AM	0	1	3	3	0	0	0	3	26	2	0	0	0	1	0	1	0	0	0	2	4	1	0	0	47	0	
Hourly Total	0	3	10	19	0	0	0	3	72	5	0	0	0	4	1	1	0	0	0	13	25	2	0	0	158	0	
7:00 AM	0	0	5	4	0	0	0	3	16	1	0	0	0	2	1	0	0	0	0	3	10	0	0	0	45	0	
7:15 AM	0	2	6	5	0	0	0	2	18	3	0	0	0	2	0	1	0	0	0	3	12	2	0	0	56	0	
7:30 AM	0	2	2	6	0	0	0	1	20	2	0	0	0	1	1	0	0	0	0	2	14	2	0	0	53	0	
7:45 AM	0	0	2	4	0	0	0	0	19	2	0	0	0	1	1	1	0	0	0	2	16	0	0	0	48	0	
Hourly Total	0	4	15	19	0	0	0	6	73	8	0	0	0	6	3	2	0	0	0	10	52	4	0	0	202	0	
8:00 AM	0	2	0	3	0	0	0	0	21	4	0	0	0	2	3	0	0	0	0	6	15	2	0	0	58	0	
8:15 AM	0	2	1	6	0	0	0	2	16	1	0	0	0	1	3	1	0	0	0	4	15	0	0	0	52	0	
8:30 AM	0	0	2	3	0	0	0	1	12	2	0	0	0	0	4	2	0	0	0	2	15	0	0	0	43	0	
8:45 AM	0	5	2	4	0	0	0	1	14	1	0	0	0	0	1	0	0	0	0	8	19	0	0	0	55	0	
Hourly Total	0	9	5	16	0	0	0	4	63	8	0	0	0	3	11	3	0	0	0	20	64	2	0	0	208	0	
9:00 AM	0	2	1	1	0	0	0	1	9	4	0	0	0	1	2	0	0	0	0	7	12	0	0	0	40	0	
9:15 AM	0	3	1	5	0	0	0	0	21	1	0	0	0	3	2	2	0	0	0	8	9	1	0	0	56	0	
9:30 AM	0	1	3	2	0	0	0	1	16	1	0	0	0	0	1	1	0	0	0	3	12	1	0	0	42	0	
9:45 AM	0	3	2	2	0	0	0	0	9	2	0	0	0	2	2	0	0	0	0	6	18	0	0	0	46	0	
Hourly Total	0	9	7	10	0	0	0	2	55	8	0	0	0	6	7	3	0	0	0	24	51	2	0	0	184	0	
10:00 AM	0	1	3	5	0	0	0	0	15	2	0	0	0	0	2	0	0	0	0	8	11	0	0	0	47	0	
10:15 AM	0	0	2	4	0	0	0	0	16	1	0	0	0	0	1	0	0	0	0	2	15	0	0	0	41	0	
10:30 AM	0	0	0	3	0	0	0	1	17	1	0	0	0	0	1	0	0	0	0	3	14	0	0	0	40	0	
10:45 AM	0	2	1	4	0	0	0	1	16	1	0	0	0	0	1	0	0	0	0	4	13	3	0	0	46	0	
Hourly Total	0	3	6	16	0	0	0	2	64	5	0	0	0	0	5	0	0	0	0	17	53	3	0	0	174	0	
11:00 AM	0	2	3	5	0	0	0	1	15	3	0	0	0	0	1	2	0	0	0	7	11	0	0	0	50	0	
11:15 AM	0	1	1	4	0	0	0	0	5	4	0	0	0	0	4	0	0	0	0	1	16	1	0	0	37	0	
11:30 AM	0	1	1	3	0	0	0	1	16	2	0	0	0	0	1	1	0	0	0	3	10	0	0	0	39	0	
11:45 AM	0	1	2	3	0	0	0	0	6	2	0	0	0	0	2	0	0	0	0	4	18	1	0	0	39	0	
Hourly Total	0	5	7	15	0	0	0	2	42	11	0	0	0	0	8	3	0	0	0	15	55	2	0	0	165	0	
12:00 PM	0	2	3	5	0	0	0	2	12	3	0	0	0	0	1	1	0	0	0	5	11	0	0	0	45	0	
12:15 PM	0	6	2	5	0	0	0	0	8	6	0	0	0	1	1	0	0	0	0	6	12	2	0	0	49	0	
12:30 PM	0	1	1	8	0	0	0	1	12	1	0	0	0	0	2	1	0	0	0	2	11	2	0	0	42	0	
12:45 PM	0	0	0	6	0	0	0	0	11	3	0	0	0	0	4	2	0	0	0	5	15	0	0	0	46	0	
Hourly Total	0	9	6	24	0	0	0	3	43	13	0	0	0	1	8	4	0	0	0	18	49	4	0	0	182	0	
1:00 PM	0	0	1	3	0	0	0	1	9	0	0	0	0	0	1	1	0	0	0	2	16	0	0	0	34	0	
1:15 PM	0	1	0	5	0	0	0	0	18	0	0	0	0	0	1	1	0	0	0	3	11	0	0	0	40	0	
1:30 PM	0	1	0	3	0	0	0	0	9	1	0	0	0	0	2	0	0	0	0	5	11	1	0	0	33	0	
1:45 PM	0	1	1	2	0	0	0	0	14	1	0	0	0	1	2	0	0	0	0	4	15	0	0	0	41	0	
Hourly Total	0	3	2	13	0	0	0	1	50	2	0	0	0	1	6	2	0	0	0	14	53	1	0	0	148	0	
2:00 PM	0	4	3	6	0	0	0	1	13	1	0	0	0	1	1	1	0	0	1	6	17	1	0	0	56	0	
2:15 PM	0	1	1	2	0	0	0	0	13	4	0	0	0	2	3	2	0	0	0	2	20	1	0	0	51	0	
2:30 PM	0	7	3	5	0	0	0	0	19	3	0	0	0	1	3	1	0	0	0	6	18	1	0	0	67	0	
2:45 PM	0	3	1	6	0	0	0	1	14	3	0	0	0	0	2	3	0	0	0	6	19	0	0	0	58	0	
Hourly Total	0	15	8	19	0	0	0	2	59	11	0	0	0	4	9	7	0	0	0	20	74	3	0	0	232	0	
3:00 PM	0	1	4	12	0	0	0	0	1	20	4	0	0	0	2	5	0	0	0	0	14	20	1	0	0	84	0

3:15 PM	0	3	2	5	0	0	0	1	21	1	0	0	0	1	6	0	0	0	0	5	20	0	0	0	65	0	
3:30 PM	0	2	4	6	0	0	0	0	22	5	0	0	0	2	3	1	0	0	0	3	23	2	0	0	73	0	
3:45 PM	0	1	2	7	0	0	0	0	22	6	0	0	0	0	8	0	0	0	0	10	23	3	0	0	82	0	
Hourly Total	0	7	12	30	0	0	0	2	85	16	0	0	0	5	22	1	0	0	0	32	86	6	0	0	304	0	
4:00 PM	0	2	2	5	0	0	0	0	20	3	0	0	0	1	3	0	0	0	0	14	30	1	0	0	81	0	
4:15 PM	0	2	1	5	0	0	0	0	18	4	0	0	0	2	8	1	0	0	0	17	27	1	0	0	86	0	
4:30 PM	0	1	2	12	0	0	0	2	17	5	0	0	0	0	5	1	0	0	0	10	27	1	0	0	83	0	
4:45 PM	0	1	2	4	0	0	0	0	20	3	0	0	0	0	5	2	0	0	0	9	33	0	0	0	79	0	
Hourly Total	0	6	7	26	0	0	0	2	75	15	0	0	0	3	21	4	0	0	0	50	117	3	0	0	329	0	
5:00 PM	0	3	2	8	0	0	0	0	17	1	0	0	0	1	4	0	0	0	0	11	24	1	0	0	72	0	
5:15 PM	0	2	1	7	0	0	0	3	19	1	0	0	0	1	3	0	0	0	0	8	23	1	0	0	69	0	
5:30 PM	0	2	2	5	0	0	0	1	20	3	0	0	0	0	1	1	0	0	0	9	23	1	0	0	68	0	
5:45 PM	0	0	4	3	0	0	0	1	16	4	0	0	0	0	1	2	0	0	0	10	15	1	0	0	57	0	
Hourly Total	0	7	9	23	0	0	0	5	72	9	0	0	0	2	9	3	0	0	0	38	85	4	0	0	266	0	
TOTAL	0	80	94	230	0	0	0	34	753	111	0	0	0	35	110	33	0	0	1	271	764	36	0	0	2552	0	
Cars+	0	76	87	222			0	29	666	100			0	33	101	24			1	259	683	34					
Trucks	0	4	7	8			0	5	87	11			0	2	9	9			0	12	81	2			237		
% Trucks	0.0	5.0	7.4	3.5			0.0	14.7	11.6	9.9			0.0	5.7	8.2	27.3			0.0	4.4	10.6	5.6			9.3		
		4.7						11.5						11.2						8.9							









MIN-95






Total	273
In	164
Out	109

0	U-Turn	
51	Left	
107	Thru	
6	Right	
0	Peds	






CSAH-12		
Out	In	Total
93	42	135

29	7	6	0	0
Right	Thru	Left	U-Turn	Peds
				

PM PEAK HOUR	
3:45 PM	4:45 PM
332	
	

0	3	24	2	0
U-Turn	Left	Thru	Right	Peds
				

15	29	44
Out	In	Total
CSAH-12		

18	Right	
77	Thru	
2	Left	
0	U-Turn	
0	Peds	

115	Out
97	In
212	Total

MIN-95