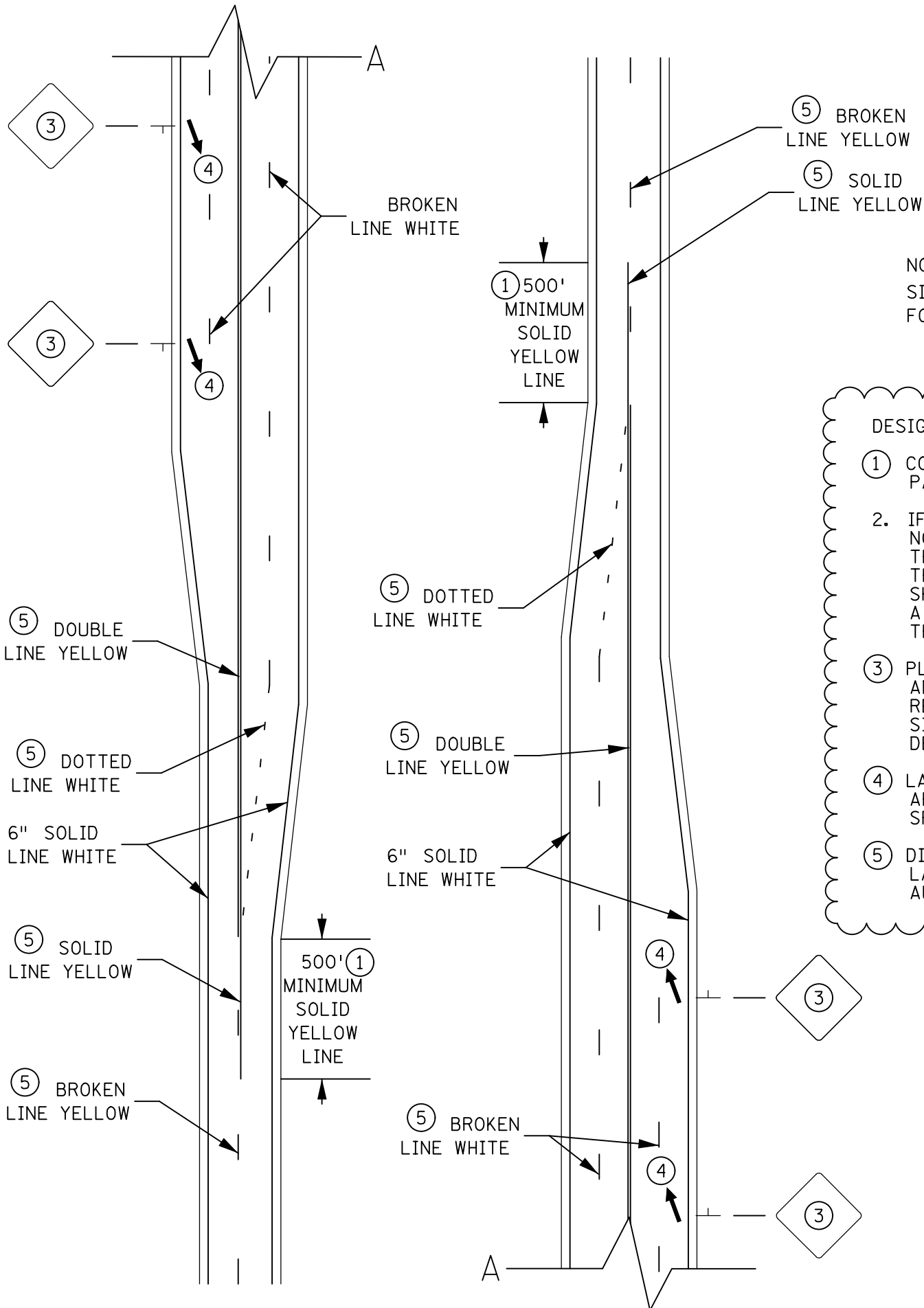


PASSING LANE SECTION

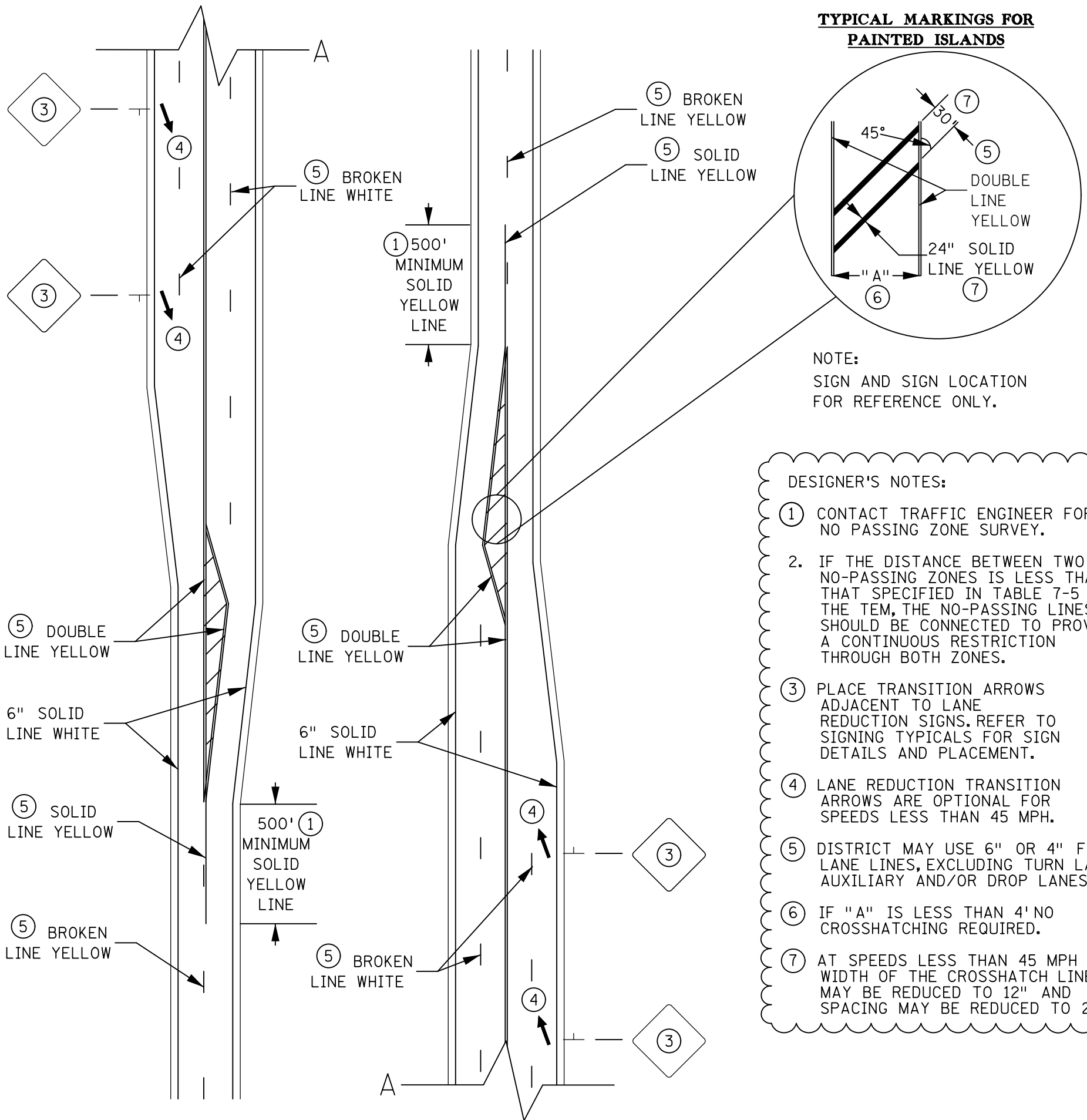


NOTE:
SIGN AND SIGN LOCATION
FOR REFERENCE ONLY.

DESIGNER'S NOTES:

- ① CONTACT TRAFFIC ENGINEER FOR NO PASSING ZONE SURVEY.
2. IF THE DISTANCE BETWEEN TWO NO-PASSING ZONES IS LESS THAN THAT SPECIFIED IN TABLE 7-5 OF THE TEM, THE NO-PASSING LINES SHOULD BE CONNECTED TO PROVIDE A CONTINUOUS RESTRICTION THROUGH BOTH ZONES.
- ③ PLACE TRANSITION ARROWS ADJACENT TO LANE REDUCTION SIGNS. REFER TO SIGNING TYPICALS FOR SIGN DETAILS AND PLACEMENT.
- ④ LANE REDUCTION TRANSITION ARROWS ARE OPTIONAL FOR SPEEDS LESS THAN 45 MPH.
- ⑤ DISTRICT MAY USE 6" OR 4" FOR LANE LINES, EXCLUDING TURN LANES, AUXILIARY AND/OR DROP LANES.

PASSING LANE SECTION WITH PAINTED ISLAND



DESIGNER'S NOTES:

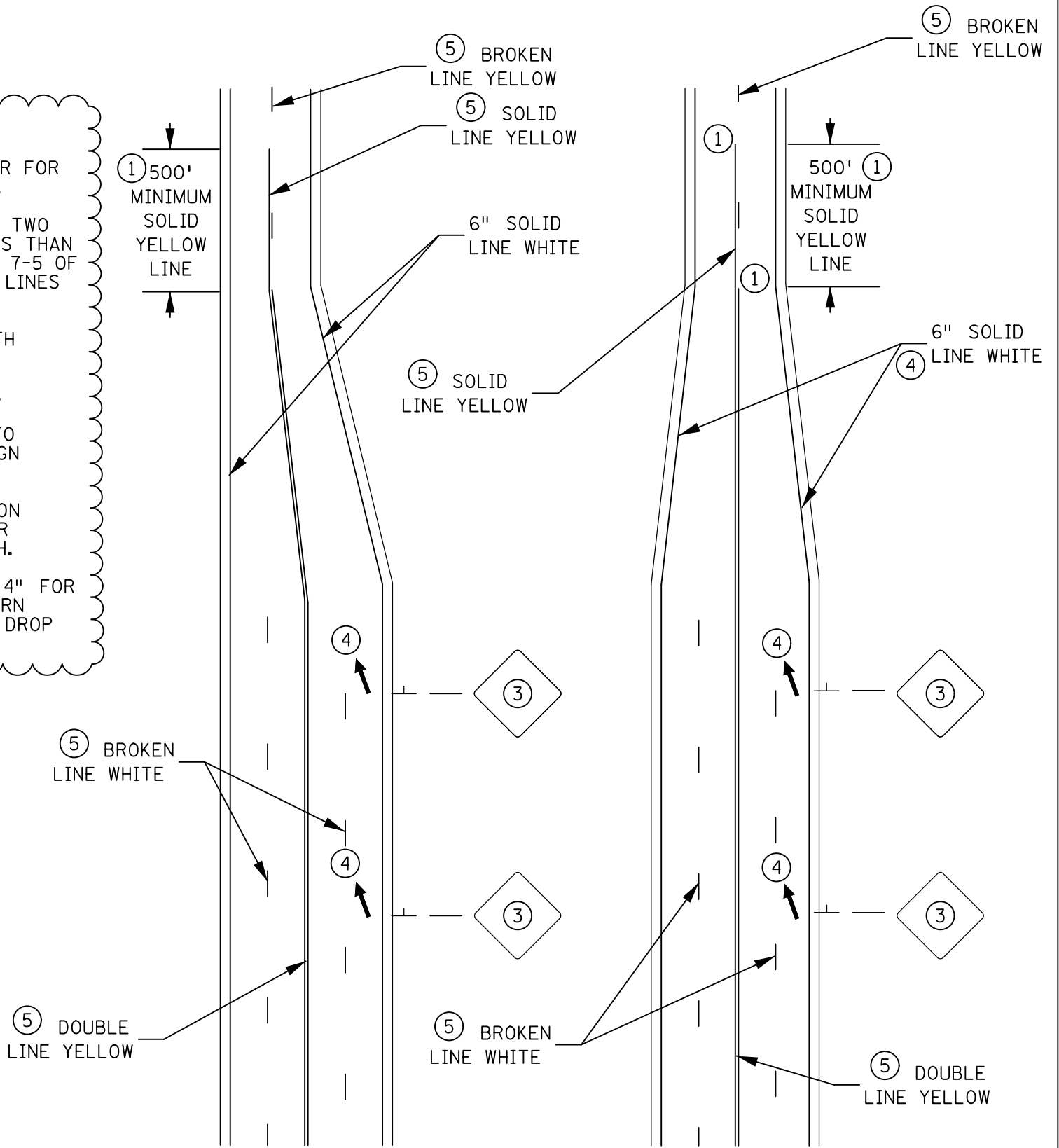
- ① CONTACT TRAFFIC ENGINEER FOR NO PASSING ZONE SURVEY.
2. IF THE DISTANCE BETWEEN TWO NO-PASSING ZONES IS LESS THAN THAT SPECIFIED IN TABLE 7-5 OF THE TEM, THE NO-PASSING LINES SHOULD BE CONNECTED TO PROVIDE A CONTINUOUS RESTRICTION THROUGH BOTH ZONES.
- ③ PLACE TRANSITION ARROWS ADJACENT TO LANE REDUCTION SIGNS. REFER TO SIGNING TYPICALS FOR SIGN DETAILS AND PLACEMENT.
- ④ LANE REDUCTION TRANSITION ARROWS ARE OPTIONAL FOR SPEEDS LESS THAN 45 MPH.
- ⑤ DISTRICT MAY USE 6" OR 4" FOR LANE LINES, EXCLUDING TURN LANES, AUXILIARY AND/OR DROP LANES.
- ⑥ IF "A" IS LESS THAN 4' NO CROSSHATCHING REQUIRED.
- ⑦ AT SPEEDS LESS THAN 45 MPH THE WIDTH OF THE CROSSHATCH LINE MAY BE REDUCED TO 12" AND SPACING MAY BE REDUCED TO 20'.

UNDIVIDED ROADWAY TRANSITION

NOTE:
SIGN AND SIGN LOCATION
FOR REFERENCE ONLY.

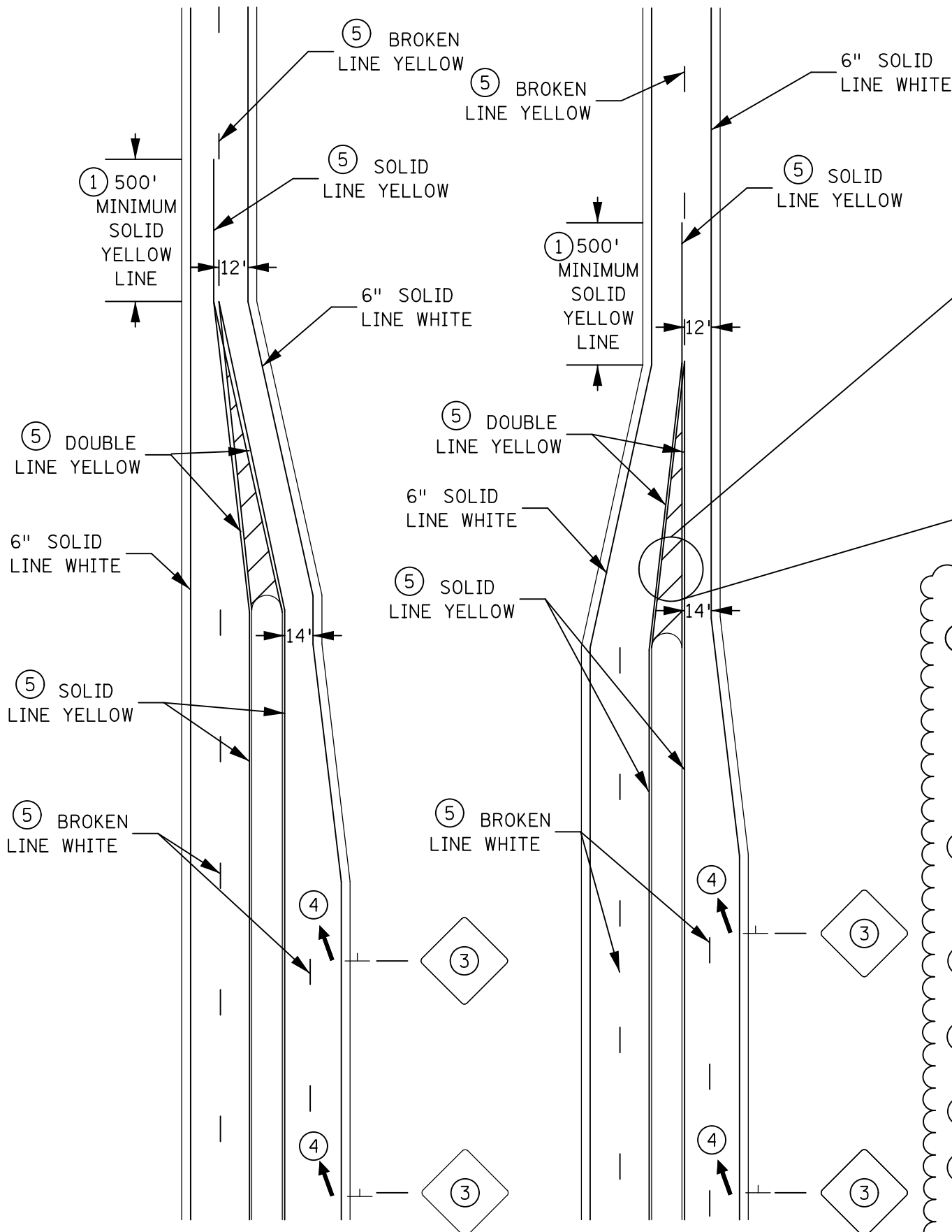
DESIGNER'S NOTES:

- ① CONTACT TRAFFIC ENGINEER FOR NO PASSING ZONE SURVEY.
- 2. IF THE DISTANCE BETWEEN TWO NO-PASSING ZONES IS LESS THAN THAT SPECIFIED IN TABLE 7-5 OF THE TEM, THE NO-PASSING LINES SHOULD BE CONNECTED TO PROVIDE A CONTINUOUS RESTRICTION THROUGH BOTH ZONES.
- ③ PLACE TRANSITION ARROWS ADJACENT TO LANE REDUCTION SIGNS. REFER TO SIGNING TYPICALS FOR SIGN DETAILS AND PLACEMENT.
- ④ LANE REDUCTION TRANSITION ARROWS ARE OPTIONAL FOR SPEEDS LESS THAN 45 MPH.
- ⑤ DISTRICT MAY USE 6" OR 4" FOR LANE LINES, EXCLUDING TURN LANES, AUXILIARY AND/OR DROP LANES.

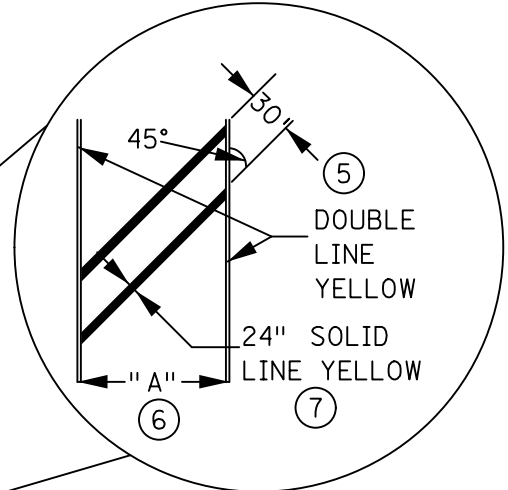


DIVIDED ROADWAY TRANSITION

NOTE:
SIGN AND SIGN LOCATION
FOR REFERENCE ONLY.



TYPICAL MARKINGS FOR PAINTED ISLANDS



- DESIGNER'S NOTES:
- ① CONTACT TRAFFIC ENGINEER FOR NO PASSING ZONE SURVEY.
 - ② IF THE DISTANCE BETWEEN TWO NO-PASSING ZONES IS LESS THAN THAT SPECIFIED IN TABLE 7-5 OF THE TEM, THE NO-PASSING LINES SHOULD BE CONNECTED TO PROVIDE A CONTINUOUS RESTRICTION THROUGH BOTH ZONES.
 - ③ PLACE TRANSITION ARROWS ADJACENT TO LANE REDUCTION SIGNS. REFER TO SIGNING TYPICALS FOR SIGN DETAILS AND PLACEMENT.
 - ④ LANE REDUCTION TRANSITION ARROWS ARE OPTIONAL FOR SPEEDS LESS THAN 45 MPH.
 - ⑤ DISTRICT MAY USE 6" OR 4" FOR LANE LINES, EXCLUDING TURN LANES, AUXILIARY AND/OR DROP LANES.
 - ⑥ IF "A" IS LESS THAN 4' NO CROSSHATCHING REQUIRED.
 - ⑦ AT SPEEDS LESS THAN 45 MPH THE WIDTH OF THE CROSSHATCH LINE MAY BE REDUCED TO 12" AND SPACING MAY BE REDUCED TO 20'.